

LAVOR **PRO**

works for you



Main catalogue 2016/17

Lavorwash

is worldwide leader in cleaning industry since 1975 and offers a wide and complete range of cleaning machinery suitable for any kind of applications, both indoor and outdoor relying on a forty-year experience.

Over the years, Lavorwash has grown to become a specialist manufacturer of professional and household cleaning systems, acquiring various leading brands and diversifying its own range to offer innovative products of excellence. Lavorwash has various subsidiaries in France, Spain, Poland, United Kingdom, Brazil and China and production plants in Italy and around the world.



The company has raised its image on the web with renewed web sites recently, full of useful information, with a new look, offering expanded and constantly updated contents: each product sheet contains in addition to texts, technical specifications, standard and optional accessories also the possibility to download technical data sheet, the instruction manual and to see the product video.



STANDARD EQUIPMENT



TS Total Stop

Mystic XP

- Three ceramic coated pistons, brass axial pump head with built-in by-pass valve.
- Suction and delivery S. S. valves.
- Detergent built-in tank for indirect suction.
- Pressure regulator.
- Glycerine pressure gauge.
- Accessory holder.
- Ergonomic handle.
- Hose-holder.

Optional: 3.749.0472 Turbo nozzle head



Mystic 1309 XP	
code	8.661.0001
operat. pressure/max	130/160 bar-1885/2320 psi
delivery rate	540 l/h-2,37 GPM
abs. power/voltage	2800W - 230V~50Hz 1ph
RPM	2800

STANDARD EQUIPMENT



TS Total Stop

Alaska XP

- Three steel pistons, brass axial pump head with built-in by-pass valve.
- Total Stop.
- Suction and delivery S. S. valves.
- Detergent built-in tank for indirect suction.
- Power cable holder.
- Accessory holder.
- Ergonomic handle.

Alaska 1409 XP	
code	8.669.0001
operat. pressure/max	140/180 bar - 2030/2610 psi
delivery rate	540 l/h - 2.36 GPM
abs. power/voltage	2800W - 230V~50Hz 1ph
RPM	2800



STANDARD EQUIPMENT



TS Total Stop

Hyper K XP

- Three steel pistons, brass axial pump head with built-in by-pass valve.
- Total Stop.
- Suction and delivery S. S. valves.
- Detergent built-in tank for indirect suction.
- Power cable holder.
- Hose reel.
- Accessory holder.
- Ergonomic handle.
- Turbo nozzle

Hyper K 1409 XP	
code	8.669.0003
operat. pressure/max	140/180 bar - 2030/2610 psi
delivery rate	540 l/h - 2.36 GPM
abs. power/voltage	2800W - 230V~50Hz 1ph
RPM	2800



STANDARD EQUIPMENT



T.V. Thermal Valve



Bolt LP

- Three ceramic coated pistons, brass linear pump head with built-in by-pass valve.
- Suction and delivery S. S. valves.
- Integrated detergent suction with external suction probe
- Pressure regulator.
- Glycerine pressure gauge.
- Accessory holder.
- Ergonomic handle.

Optional: 6.608.0040 Turbo nozzle head



Bolt 1509 LP	
code	8.668.0006C
operat. pressure/max	130/150 bar-1885/2175 psi
delivery rate	540 l/h-2.37 GPM
abs. power/voltage	2800W - 230V~50Hz 1ph
RPM	1450

STANDARD EQUIPMENT



T.S. Total Stop

LMX XP

- Three ceramic coated pistons, brass axial pump head with built-in by-pass valve.
- Total Stop.
- Suction and delivery S. S. valves.
- Detergent built-in tank for indirect suction.
- Pressure regulator.
- Glycerine pressure gauge.
- Hose reel.
- Accessory holder.

	LMX 1211 XP	LMX 2007 XP
code	8.613.0001	8.613.0015
operat. pressure/max	120/150 bar-1740/2175 psi	200/220 bar-2900/3190 psi
delivery rate	660 l/h-2.91 GPM	420 l/h-1.85 GPM
abs. power/voltage	3300W - 230V~50Hz 1ph	3300W - 230V~50Hz 1ph
RPM	2800	2800



STANDARD EQUIPMENT



T.S. Total Stop



Arizona LP

- 4 poles electrical motor (1450 RPM) with thermal protection.
- Three ceramic coated pistons, brass linear pump head with built-in by-pass valve.
- Suction and delivery S. S. valves.
- Detergent built-in tank for indirect suction.
- Pressure regulator.
- Glycerine pressure gauge.
- Hose reel (optional).

Available also versions: Arizona 1209 LP with hose reel Code: 8.665.0011.
Arizona 1311 LP with hose reel Code: 8.665.0010

	Arizona 1209 LP	Arizona 1311 LP
code	8.665.0001	8.665.0006
operat. pressure/max	120/150 bar-1740/2175 psi	130/150 bar-1885/2175 psi
delivery rate	510 l/h-2.23 GPM	660 l/h-2.90 GPM
abs. power/voltage	2300W - 230V~50Hz 1ph	2900W - 230V~50Hz 1ph
RPM	1450	1450



STANDARD EQUIPMENT



T.S. Total Stop



Hyper A LP

- 4 poles electrical motor (**1450 RPM**) with thermal protection.
- Three ceramic coated pistons, brass linear pump head with built-in by-pass valve.
- Suction and delivery S. S. valves.
- Detergent built-in tank for indirect suction.
- Pressure regulator.
- Glycerine pressure gauge.
- Accessory holder.
- Hose-holder.
- Turbo head nozzle



	Hyper A 1311 LP	Hyper A 1510 LP
code	8.665.0017	8.665.0022
operat. pressure/max	130/150 bar-1885/2175 psi	150/160 bar-2175/2320 psi
delivery rate	660 l/h-2.90 GPM	600 l/h-2.64 GPM
abs. power/voltage	2900W - 230V~50Hz 1ph	2900W - 230V~50Hz 1ph
RPM	1450	1450

STANDARD EQUIPMENT



T.S. Total Stop



Danubio LP Single phase

- 4 poles electrical motor (**1450 RPM**) with thermal protection
- Three ceramic coated pistons, brass linear pump head with built-in by-pass valve.
- Suction and delivery S. S. valves.
- Detergent built-in tank for indirect suction.
- Pressure regulator.
- Glycerine pressure gauge.
- Hose reel (optional).

Optional: 6.608.0021 High-pressure hose reel with 10 m h.p. hose

	Danubio 1211 LP	Danubio 1510 LP
code	8.659.0001	8.659.0009
operat. pressure/max	120/150 bar-1740/2175 psi	150/160 bar-2175/2320 psi
delivery rate	660 l/h-2.91 GPM	540 l/h-2.38 GPM
abs. power/voltage	3000W - 230V~50Hz 1 ph	3000W - 230V~50Hz 1ph
RPM	1450	1450



STANDARD EQUIPMENT



T.S. Total Stop 24V



Danubio LP Three phase

- 4 poles electrical motor (**1450 RPM**) with thermal protection and water cooling.
- Three full ceramic pistons, brass linear pump head with built-in by-pass valve.
- Suction and delivery S. S. valves.
- Low voltage and delayed Total Stop
- Detergent built-in tank for indirect suction.
- Pressure regulator.
- Glycerine pressure gauge.
- Hose reel (optional).

Optional: 6.608.0021 High-pressure hose reel with 10 m h.p. hose

	Danubio 1515 LP	Danubio 2015 LP
code	8.659.0012	8.659.0013
operat. pressure	150 bar-2175 psi	200 bar-2900 psi
delivery rate	900 l/h-3.96 GPM	900 l/h-3.96 GPM
abs. power/voltage	5000W - 400V~50Hz 3ph	7000W - 400V~50Hz 3ph
RPM	1450	1450



STANDARD EQUIPMENT



Michigan LP

- 4 poles electrical motor (**1450 RPM**) with thermal protection and water cooling.
- Three full ceramic pistons, brass linear pump head with built-in by-pass valve.
- Low voltage and delayed Total Stop.
- Suction and delivery S. S. valves.
- Detergent built-in tank for indirect suction (1,6 lt.).
- Pressure regulator.
- Glycerine pressure gauge.

Available also version: Michigan 1211 LP - 120 bar - 1740 psi 660 l/h - 2.91 GPM - 3000W - 230V~50Hz 1ph - 1450 RPM Code: 8.657.0606.



	Michigan 1515 LP	Michigan 2015 LP	Michigan 2021 LP	Michigan 2515 LP
code	8.657.0601	8.657.0602	8.657.0603	8.657.0630
operat. pressure	150 bar-2175 psi	200 bar-2900 psi	200 bar-2900 psi	250 bar-3600 psi
delivery rate	900 l/h-3.96 GPM	900 l/h-3.96 GPM	1260 l/h-5.55 GPM	900 l/h-3.96 GPM
abs. power/voltage	5000W - 400V~50Hz 3ph	7000W - 400V~50Hz 3ph	9400W - 400V~50Hz 3ph	8500W - 400V~50Hz 3ph
RPM	1450	1450	1450	1450


STANDARD EQUIPMENT



Columbia R LP Single phase

- 4 poles electrical motor (**1450 RPM**) with thermal protection.
- Three ceramic coated pistons, brass linear pump head with built-in by-pass valve.
- Total Stop.
- Suction and delivery S. S. valves.
- Integrated detergent suction with external suction probe.
- Pressure regulator.
- Glycerine pressure gauge.
- Hose reel (optional).

Optional: 6.608.0068 High-pressure hose reel (hose not included)



	Columbia R 1211 LP
code	8.654.0071
operat. pressure	120/150 bar-1740/2175 psi
delivery rate	660 l/h-2.91 GPM
abs. power/voltage	3000W - 230V~50Hz 1ph
RPM	1450


STANDARD EQUIPMENT



Columbia R LP Three phase

- 4 poles electrical motor (**1450 RPM**) with thermal protection and water cooling.
- Three full ceramic pistons, brass linear pump head with built-in by-pass valve.
- Low voltage and delayed Total Stop (three phase model).
- Suction and delivery S. S. valves.
- Integrated detergent suction with external suction probe.
- Pressure regulator.
- Glycerine pressure gauge.
- Hose reel (optional).

Optional: 6.608.0068 High-pressure hose reel (hose not included)



	Columbia R 1515 LP	Columbia R 2015 LP
code	8.654.0073	8.654.0072
operat. pressure	150 bar-2175 psi	200 bar-2900 psi
delivery rate	900 l/h-3.96 GPM	900 l/h-3.96 GPM
abs. power/voltage	5000W - 400V~50Hz 3ph	7000W - 400V~50Hz 3ph
RPM	1450	1450

STANDARD EQUIPMENT



T.S. Total Stop



Columbia R Foam

- 4 poles electrical motor (1450 RPM) with thermal protection • Pump with nickel plated brass head with three ceramic pistons, by-pass valve, high temperature resistant seals • Total Stop
- Suction and delivery stainless steel valves • Pressure regulator. • Glycerine pressure gauge • Steel frame • Metal cover
- Provided with compressed air connection regulator and pressure gauge perform dense foam cleaning • By using the detergent lance with 8 meters hose a dense foam will be produced that will remain attached to the parts to be cleaned, giving more effectiveness to the detergent's action.



NEW



Optional: 6.608.0068 High-pressure hose reel (hose not included)

Columbia R Foam 1211 LP

code	8.654.0097
operat. pressure	120 bar
delivery rate	660 l/h
abs. power/voltage	3000 W - 230V~50Hz 1ph
RPM	1450

STANDARD EQUIPMENT



T.S. Total Stop



Hyper C LP Single phase

- 4 poles electrical motor (1450 RPM) with thermal protection and water cooling.
- Three ceramic pistons, brass linear pump head with built-in by-pass valve.
- Total Stop.
- Suction and delivery S. S. valves.
- Integrated detergent suction with external suction probe.
- Pressure regulator.
- Glycerine pressure gauge.
- Hose reel (optional).



Optional: 6.608.0068 High-pressure hose reel (hose not included)

Hyper C LP 1211 LP

code	8.654.0074
operat. pressure	125 bar-1812 psi
delivery rate	660 l/h-2.91 GPM
abs. power/voltage	3000W - 230V~50Hz 1ph
RPM	1450

STANDARD EQUIPMENT



T.S. Total Stop 24V



Hyper C LP Three phase

- 4 poles electrical motor (1450 RPM) with thermal protection and water cooling.
- Three ceramic pistons, brass linear pump head with built-in by-pass valve.
- Integrated elastic joint, for best pump coupling.
- Low voltage and delayed Total Stop.
- Suction and delivery S. S. valves.
- Integrated detergent suction with external suction probe.
- Pressure regulator.
- Glycerine pressure gauge.

INTEGRATED ELASTIC JOINT



Optional: 6.608.0068 High-pressure hose reel (hose not included)

	Hyper C 1515 LP	Hyper C 2015 LP	Hyper C 2021 LP	Hyper C 2515 LP
--	-----------------	-----------------	-----------------	-----------------

code	8.654.0033	8.654.0023	8.654.0031	8.654.0053
operat. pressure	150 bar-2175 psi	200 bar-2900 psi	200 bar-2900 psi	250 bar-3600 psi
delivery rate	900 l/h-3.96 GPM	900 l/h-3.96 GPM	1260 l/h-5.55 GPM	900 l/h-3.96 GPM
abs. power/voltage	5000W - 400V~50Hz 3ph	7000W - 400V~50Hz 3ph	9400W - 400V~50Hz 3ph	8500W - 400V~50Hz 3ph
RPM	1450	1450	1450	1450

Optional:

Recommended accessories:



MCHPV LP Single phase

- 4 poles electrical motor (**1450 RPM**) with thermal protection.
- Three ceramic coated pistons, brass linear pump head with built-in by-pass valve.
- Total Stop.
- Suction and delivery S. S. valves.
- Integrated detergent suction with external suction probe.
- Pressure regulator. Glycerine pressure gauge.
- Galvanized steel frame.
- Plastic covers.



Optional: 6.608.0030 Wall mount support

MCHPV 1211 LP	
code	8.626.0001
operat. pressure	120 bar-1740 psi
delivery rate	660 l/h-2.91 GPM
abs. power/voltage	3000W - 230V~50Hz 1ph
RPM	1450

Optional:

Recommended accessories:



MCHPV LP Three phase

- 4 poles electrical motor (**1450 RPM**) with thermal protection and water cooling.
- Three full ceramic pistons, brass linear pump head with built-in by-pass valve.
- Integrated elastic joint, for best pump coupling.
- Integrated detergent suction with external suction probe.
- Low voltage and delayed Total Stop.
- Suction and delivery S. S. valves.
- Pressure regulator. Glycerine pressure gauge.
- Pressure accumulator (only model 2021).
- Galvanized steel frame.
- Plastic covers.

INTEGRATED ELASTIC JOINT



Optional: 6.608.0030 Wall mount support

	MCHPV 1515 LP	MCHPV 2015 LP	MCHPV 2021 LP
code	8.626.0002	8.626.0003	8.626.0004
operat. pressure	150 bar-2175 psi	200 bar-2900 psi	200 bar-2900 psi
delivery rate	900 l/h-3.96 GPM	900 l/h-3.96 GPM	1260 l/h-5.55 GPM
abs. power/voltage	5000W - 400V~50Hz 3ph	7000W - 400V~50Hz 3ph	9400W - 400V~50Hz 3ph
RPM	1450	1450	1450

Optional:

Recommended accessories:



MCHPX LP Single phase

- 4 poles electrical motor (**1450 RPM**) with thermal protection.
- Three ceramic coated pistons, brass linear pump head with built-in by-pass valve.
- Total Stop.
- Suction and delivery S. S. valves.
- Integrated detergent suction with external suction probe.
- Pressure regulator.
- Glycerine pressure gauge.
- Stainless steel frame and fairings



Optional: 6.608.0030 Wall mount support

MCHPX 1211 LP	
code	8.626.0037
operat. pressure	120 bar-1740 psi
delivery rate	660 l/h-2.91 GPM
abs. power/voltage	3000W - 230V~50Hz 1ph
RPM	1450

Optional:

Recommended accessories:



MCHPX LP Three phase

INTEGRATED ELASTIC JOINT

- 4 poles electrical motor (**1450 RPM**) with thermal protection and water cooling.
- Three full ceramic pistons, brass linear pump head with built-in by-pass valve.
- Integrated elastic joint, for best pump coupling.
- Integrated detergent suction with external suction probe.
- Low voltage and delayed Total Stop.
- Suction and delivery S. S. valves.
- Pressure regulator.
- Glycerine pressure gauge.
- Stainless steel frame and fairings



Optional: 6.608.0030 Wall mount support

MCHPX 2015 LP

code	8.626.0038
operat. pressure	200 bar-2900 psi
delivery rate	900 l/h-3.96 GPM
abs. power/voltage	7000W - 400V~50Hz 3ph
RPM	1450

STANDARD EQUIPMENT



Ohio LP

350 bar PRESSURE

- 4 poles electrical motor (**1450 RPM**) with thermal protection
- Three ceramic pistons, brass linear pump head with built-in by-pass valve
- Low voltage and delayed Total Stop
- Suction and delivery S. S. valves
- Pressure regulator
- Glycerine pressure gauge
- Steel frame
- Steel cover.



Ohio 3517 LP

code	8.651.0101
operat. pressure	350 bar-5076 psi
delivery rate	1020 l/h-4.49 GPM
abs. power/voltage	12500W - 380-400 V~50-60 Hz 3ph
RPM	1450 RPM

STANDARD EQUIPMENT



Utah R LP

500 bar PRESSURE

- 4 poles electrical motor (**1450 RPM**) with thermal protection
- Three ceramic pistons, brass linear pump head with built-in by-pass valve
- Low voltage and delayed Total Stop
- Suction and delivery S. S. valves
- Pressure regulator
- Glycerine pressure gauge
- Steel frame
- Steel cover.



Optional: Rotary head nozzle 3.749.0500 + adapter 3.100.0426

Utah R 5015 LP

code	8.632.0001
operat. pressure	500 bar-7250 psi
delivery rate	900 l/h-3.96 GPM
abs. power/voltage	15000W - 400V~50Hz 3ph
RPM	1450 RPM

STANDARD EQUIPMENT




Thermic 5 H

- Three ceramic coated pistons, brass axial pump head with built-in by-pass valve.
- Suction and delivery S. S. valves.
- 5 HP Honda GP 160 unleaded gasoline engine.
- Integrated detergent suction with external suction probe.
- Pressure regulator.
- Glycerine pressure gauge.
- Steel frame.
- Nozzles holder.

Optional: 5.012.0319 Suction hose with check valve
6.608.0007 High-pressure hose reel (hose not included)

POWERED by **HONDA**



Thermic 5 H	
code	8.601.0107
operat. pressure	160 bar - 2320 psi
delivery rate	570 l/h - 2.51 GPM
engine type/hp	Honda GP 160/5
RPM	3000

STANDARD EQUIPMENT



Thermic 9

- Three ceramic pistons, brass linear pump head with built-in by-pass valve
- Suction and delivery S. S. valves
- Integrated detergent suction with external suction probe.
- 9 HP unleaded gasoline engine.
- By-pass with safety valve.
- Pressure regulator.
- Steel frame.
- Nozzles holder.

Optional: 5.012.0319 Suction hose with check valve

Thermic 9	
code	8.601.0134C
operat. pressure	200 bar - 2900 psi
delivery rate	900 l/h - 3.96 GPM
engine type/hp	Lavor/9
RPM	3400



STANDARD EQUIPMENT



Thermic 10 D

- Three ceramic pistons, brass linear pump head with built-in by-pass valve.
- 1450 RPM reducer between engine and pump.
- By-pass with safety valve.
- Automatic RPM regulation.
- Electrical start with engine functions control.
- Lombardini diesel engine 15LD400 (air cooled).
- Integrated detergent suction with external suction probe.
- Pressure regulator.
- Glycerine pressure gauge.
- Battery included.

Optional: 5.012.0319 Suction hose with check valve

LOMBARDINI
A KOHLER COMPANY



Thermic 10 D	
code	8.601.0111
operat. pressure	180 bar - 2465 psi
delivery rate	1020 l/h - 4.49 GPM
engine type/hp	Lombardini 15LD400/10
RPM	1450

STANDARD EQUIPMENT



T.V. Thermal Valve



CRANKSHAFT



Thermic 11 H

- Three ceramic pistons, brass linear pump head.
- 1450 RPM reducer between engine and pump.
- By-pass with safety valve.
- Automatic RPM regulation.
- Suction and delivery S. S. valves.
- 11 HP Honda GX 340 unleaded gasoline engine.
- Integrated detergent suction with external suction probe.
- Pressure regulator.
- Glycerine pressure gauge.

Optional: 5.012.0319 Suction hose with check valve
5.613.0145 Protective frame with lifting hooking
6.608.0060 Hose reel (hose not included)

POWERED by
HONDA



Thermic 11 H	
code	8.601.0115
operat. pressure	200 bar - 2900 psi
delivery rate	1080 l/h - 4.76 GPM
engine type/hp	Honda GX 340/11
RPM	1450

STANDARD EQUIPMENT



T.V. Thermal Valve



CRANKSHAFT



Thermic 13 H

- Three ceramic pistons, brass linear pump head.
- 1450 RPM reducer between engine and pump.
- By-pass with safety valve.
- Automatic RPM regulation.
- Suction and delivery S. S. valves.
- 13 HP Honda GX 390 unleaded gasoline engine.
- Integrated detergent suction with external suction probe.
- Pressure regulator.
- Glycerine pressure gauge.

Optional: 5.012.0319 Suction hose with check valve
5.613.0145 Protective frame with lifting hooking
6.608.0060 Hose reel (hose not included)

POWERED by
HONDA



Thermic 13 H	
code	8.601.0133
operat. pressure	250 bar-3625 psi
delivery rate	1020 l/h-4.49 GPM
engine type/hp	Honda GX 390/13
RPM	1450



OPTIONAL



Optional:
4.618.0012 high pressure hose
10m, to connect any cold high
pressure cleaner to the Vulcano.

Vulcano 74 (boiler)

- Boiler feeding: Diesel oil. Vertical burner with high thermal efficiency steel coil.
- Shock-resistant self-bearing frame.
- 4 big wheels for easy move.
- Gasoil tank high capacity ensuring longer working.
- Quick couplings supplied with the machine.
- Diesel tank capacity 18 l.
- High pressure hose 3/8" Ø 5/16" 10 m, to connect any cold high pressure cleaner to Vulcano (optional).



Vulcano 74	
code	8.699.0015
operat. pressure allowed max.	200 bar-2900 psi
delivery rate allowed max.	1260 l/h-5.55 GPM
abs. power/voltage	300W/230V~50Hz 1ph
max. temp. outlet	140 °C

STANDARD EQUIPMENT




- Three ceramic coated pistons, brass axial pump head with built-in by-pass valve.
- Suction and delivery S. S. valves.
- Vertical burner with high thermal efficiency steel coil.
- Temperature regulation gauge.
- Diesel pump with by-pass valve.
- Detergent built-in tank for indirect suction.
- Pressure regulator.
- Glycerine pressure gauge.



Mississippi 1310 XP	
code	8.625.0001
operat. pressure/max	130/150 bar-1885/2175 psi
delivery rate	600 l/h-2.64 GPM
abs. power/voltage	3000W - 230V~50Hz 1ph
RPM/max temp. outlet	2800/90° C

STANDARD EQUIPMENT



Dakota R XP single phase


- Three ceramic coated pistons, brass axial pump head with built-in by-pass valve.
- Low voltage and delayed Total Stop.
- Suction and delivery S. S. valves.
- Vertical burner with high thermal efficiency steel coil.
- Temperature regulation gauge.
- Low fuel lamp.
- Two ways fuel pump.
- Detergent built-in tank for indirect suction.
- Pressure regulator.
- Glycerine pressure gauge.

Optional: 6.608.0073 Hose reel with brake (hose not included)



Dakota R 1211 XP	
code	8.633.0005
operat. pressure/max	120/150 bar-1740/2175 psi
delivery rate	660 l/h-2.91 GPM
abs. power/voltage	3200W - 230V~50Hz 1ph
RPM/max temp. outlet	2800/140° C

STANDARD EQUIPMENT



Dakota R XP Three phase


- Three ceramic coated pistons, brass axial pump head with built-in by-pass valve.
- Low voltage and delayed Total Stop.
- Suction and delivery S. S. valves.
- Vertical burner with high thermal efficiency steel coil.
- Temperature regulation gauge.
- Low fuel lamp.
- Two ways fuel pump.
- Detergent built-in tank for indirect suction.
- Pressure regulator.
- Glycerine pressure gauge.

Optional: 6.608.0073 Hose reel with brake (hose not included)



	Dakota R 1511 XP
code	8.633.0006
operat. pressure	150 bar-2175 psi
delivery rate	660 l/h-2.91 GPM
abs. power/voltage	4000W - 400V~50Hz 3ph
RPM/max temp. outlet	2800/140° C

STANDARD EQUIPMENT



NPX XP Single phase


- Three ceramic coated pistons, brass axial pump head with built-in by-pass valve.
- Low voltage and delayed Total Stop.
- Suction and delivery S. S. valves.
- Vertical burner with high thermal efficiency steel coil.
- Temperature regulation gauge.
- Low fuel lamp.
- Two ways fuel pump.
- Detergent built-in tank for indirect suction.
- Pressure regulator.
- Glycerine pressure gauge.

Optional: 6.608.0001 Hose reel with brake (hose not included)



	NPX 1211 XP
code	8.620.0601
operat. pressure/max	120/150 bar-1740/2175 psi
delivery rate	660 l/h-2.91 GPM
abs. power/voltage	3200W - 230V~50Hz 1ph
RPM/max temp. outlet	2800/140° C

STANDARD EQUIPMENT



NPX XP Three phase


- Three ceramic coated pistons, brass axial pump head with built-in by-pass valve.
- Low voltage and delayed Total Stop.
- Suction and delivery S. S. valves.
- Vertical burner with high thermal efficiency steel coil.
- Temperature regulation gauge.
- Low fuel lamp.
- Two ways fuel pump.
- Detergent built-in tank for indirect suction.
- Pressure regulator.
- Glycerine pressure gauge.

Optional: 6.608.0001 Hose reel with brake (hose not included)



	NPX 1813 XP
code	8.620.0617
operat. pressure	180 bar-2610 psi
delivery rate	780 l/h-3.43 GPM
abs. power/voltage	6300W - 400V~50Hz 3ph
RPM/max temp. outlet	2800/140° C

STANDARD EQUIPMENT



LKX LP Single phase

- 4 poles electrical motor (**1450 RPM**) with thermal protection.
- Three ceramic coated pistons, brass linear pump head with built-in by-pass valve.
- Low voltage and delayed Total Stop.
- Suction and delivery S. S. valves.
- Vertical burner with high thermal efficiency steel coil.
- Temperature regulation gauge with high sensitive stainless steel sensor.
- Detergent built-in tank for indirect suction.
- Auxiliary motor for burner.

Optional: 6.608.0004 Hose reel with brake (hose not included)
On request models with header tank and/or antiscaling device.



	LKX 1310 LP
code	8.621.0947
operat. pressure/max delivery rate	110/150 bar-1595/2175 psi 660 l/h-2.91 GPM
abs. power/voltage	3000W - 230V~50Hz 1ph
RPM/max temp. outlet	1450/140° C

STANDARD EQUIPMENT



LKX LP Three phase


- 4 poles electrical motor (**1450 RPM**) with thermal protection and water cooling.
- Three full ceramic pistons, brass linear pump head with built-in by-pass valve.
- Low voltage and delayed Total Stop.
- Suction and delivery S. S. valves.
- Vertical burner with high thermal efficiency steel coil.
- Temperature regulation gauge with high sensitive stainless steel sensor.
- Detergent built-in tank for indirect suction.
- Auxiliary motor for burner.

Optional: 6.608.0004 Hose reel with brake (hose not included)
On request models with header tank and/or antiscaling device.



	LKX 1515 LP	LKX 2015 LP
code	8.621.0934	8.621.0935
operat. pressure	150 bar-2175 psi	200 bar-2900 psi
delivery rate	900 l/h-3.96 GPM	900 l/h-3.96 GPM
abs. power/voltage	5500W - 400V~50Hz 3ph	7300W - 400V~50Hz 3ph
RPM/max temp. outlet	1450/140° C	1450/140° C

STANDARD EQUIPMENT



Tekna LP

- 4 poles electrical motor (**1450 RPM**) with thermal protection and water cooling. Three ceramic pistons, brass linear pump head with built-in by-pass valve.
- Auxiliary motor for burner air-cooling and two ways fuel pump.
- Vertical burner with high thermal efficiency steel coil.
- Low voltage and delayed Total Stop.
- Suction and delivery S. S. valves.
- Temperature regulation gauge with high sensitive stainless steel sensor.
- Low fuel lamp and cut off.
- Header tank and antiscaling device.

Optional: 6.608.0005 Hose reel with brake (hose not included)

	TEKNA 1515 LP	TEKNA 2015 LP	TEKNA 2021 LP
code	8.622.0901	8.622.0902	8.622.0921
operat. pressure	150 bar-2175 psi	200 bar-2900 psi	200 bar-2900 psi
delivery rate	900 l/h-3.96 GPM	900 l/h-3.96 GPM	1260 l/h-5.55 GPM
abs. power/voltage	5500W-400V~50Hz 3ph	7300W-400V~50Hz 3ph	9700W-400V~50Hz 3ph
RPM/max temp. outlet	1450/140° C	1450/140° C	1450/140° C



STANDARD EQUIPMENT



Hyper L Single phase

INTEGRATED ELASTIC JOINT

- 4 poles electrical motor (**1450 RPM**) with thermal protection.
- Three ceramic coated pistons, brass linear pump head with built-in by-pass valve.
- Temperature regulation gauge with high sensitive stainless steel sensor
- Integrated **elastic joint**, for best pump coupling.
- Low voltage and delayed Total Stop.
- Suction and delivery S. S. valves.
- Vertical burner with high thermal efficiency steel coil.
- Detergent built-in tank for indirect suction.
- Auxiliary motor for burner air cooling and mechanical two ways fuel pump.

Optional: 6.608.0004 Hose reel with brake (hose not included)



	HYPER L 1211 LP
code	8.621.0921
operat. pressure/max	110/150 bar-1595/2175 psi
delivery rate	660 l/h-2.91 GPM
abs. power/voltage	3000W - 230V~50Hz 1ph
RPM/max temp. outlet	1450/140° C

STANDARD EQUIPMENT



Hyper L Three phase

INTEGRATED ELASTIC JOINT


- 4 poles electrical motor (**1450 RPM**) with thermal protection and water cooling.
- Three full ceramic pistons, brass linear pump head with built-in by-pass valve.
- Integrated **elastic joint**, for best pump coupling.
- Low voltage and delayed Total Stop.
- Suction and delivery S. S. valves.
- Vertical burner with high thermal efficiency steel coil.
- Temperature regulation gauge with high sensitive stainless steel sensor.
- Detergent built-in tank for indirect suction.
- Auxiliary motor for burner air cooling and mechanical two ways fuel pump.

Optional: 6.608.0004 Hose reel with brake (hose not included)



	HYPER L 1515 LP	HYPER L 2015 LP	HYPER L 2021 LP
code	8.621.0907	8.621.0908	8.621.0928
operat. pressure	150 bar-2175 psi	200 bar-2900 psi	200 bar-2900 psi
delivery rate	900 l/h-3.96 GPM	900 l/h-3.96 GPM	1260 l/h-5.55 GPM
abs. power/voltage	5500W - 400V~50Hz 3ph	7300W - 400V~50Hz 3ph	9700W - 400V~50Hz 3ph
RPM/max temp. outlet	1450/140° C	1450/140° C	1450/140° C

STANDARD EQUIPMENT



Hyper T

INTEGRATED ELASTIC JOINT

- 4 poles electrical motor (**1450 RPM**) with thermal protection and water cooling.
- Three ceramic pistons, brass linear pump head with built-in by-pass valve.
- Temperature regulation gauge with high sensitive stainless steel sensor.
- Vertical burner with high thermal efficiency steel coil.
- Integrated **elastic joint**, for best pump coupling.
- Low voltage and delayed Total Stop.
- Auxiliary motor for burner air-cooling and two ways fuel pump.
- Header tank and antiscaling device.
- Pressure accumulator for hose and gun vibrations prevention (only 2015/2021 models).

Optional: 6.608.0005 Hose reel with brake (hose not included)

	HYPER T 2015 LP	HYPER T 2021 LP	HYPER T 2515 LP
code	8.623.0911	8.623.0902	8.623.0928
operat. pressure	200 bar-2900 psi	200 bar-2900 psi	250 bar-3600 psi
delivery rate	900 l/h-3.96 GPM	1260 l/h-5.55 GPM	900 l/h-3.96 GPM
abs. power/voltage	7300W-400V~50Hz 3ph	9700W-400V~50Hz 3ph	8700W-400V~50Hz 3ph
RPM/max temp. outlet	1450/140° C	1450/140° C	1450/140° C



STANDARD EQUIPMENT



HHPV LP Hot water fixed unit

- 4 poles electrical motor (1450 RPM) with thermal protection and water cooling.
- Three ceramic coated pistons (1 ph), full ceramic pistons (3 ph), brass linear pump head with built-in by-pass valve.
- Integrated **elastic joint**, for best pump coupling.
- Low voltage and delayed Total Stop.
- Suction and delivery S. S. valves.
- Vertical burner with high thermal efficiency steel coil.
- Header tank.
- High pressure detergent dosing pump.
- Control panel with protection cover.
- Accessory holder.
- S. S. fixing base support.
- Varnished steel structure.
- Rotating booms (optional).

INTEGRATED ELASTIC JOINT

Optional: Low temperature internal insulation protection/heating Header tank and anti scale device



	HHPV 1211 LP	HHPV 2015 LP	HHPV 2021 LP
code	8.624.0601	8.624.0603	8.624.0604
operat. pressure	120 bar-1740 psi	200 bar-2900 psi	200 bar-2900 psi
delivery rate	660 l/h-2.91 GPM	900 l/h-3.96 GPM	1260 l/h-5.55 GPM
abs. power/voltage	3000W - 230V~50Hz 1ph	7300W - 400V~50Hz 3ph	9700W - 400V~50Hz 3ph
RPM/max temp. outlet	1450/140° C	1450/140° C	1450/140° C

STANDARD EQUIPMENT



Thermic 10 HW Hot water self contained unit

- Three ceramic pistons, brass linear pump head with built-in by-pass valve.
- Integrated detergent suction with external suction probe.
- By-pass thermal protection with safety valve.
- Electrical start with full engine functions control.
- Auxiliary belt driven sturdy alternator.
- Lombardini diesel engine 15LD400 (air cooled).
- Pump-motor gearbox (1.650 RPM).
- Automatic engine RPM regulator.
- Electrical start with engine functions control.
- Unique diesel tank for engine and burner.
- Battery included.



Optional: 6.608.0014 Varnished soundproofing steel cover set



	Thermic 10 HW
code	8.601.0099
operat. pressure	170 bar-2465 psi
delivery rate	1020 l/h-4.49 GPM
abs. power/voltage	Lombardini 15LD400/10
RPM/max temp. outlet	1650/140° C

STANDARD EQUIPMENT



Thermic 17 HW Hot water self contained unit with electric generator

- Three ceramic pistons, brass linear pump head with built-in by-pass valve.
- Front panel with engine function led and automatic power cut-off.
- 2 cylinder water cooled diesel engine with electrical start.
- By-pass thermal protection with safety valve.
- Integrated electric generator.
- Auxiliary belt driven sturdy alternator.
- Lombardini diesel engine 15LD400 (air cooled).
- Belt driven pump (1.450 RPM).
- Automatic engine RPM regulator.
- Socket tool max 1.5 kW
- Unique diesel tank for engine and burner.
- Battery included.



Optional: 6.608.0013 Varnished soundproofing steel cover set

	Thermic 17 HW
code	8.601.0052
operat. pressure	200 bar-2900 psi
delivery rate	1320 l/h-5.82 GPM
abs. power/voltage	Lombardini 15LD400/17
RPM/max temp. outlet	1650/140° C



STANDARD EQUIPMENT



Booster

- Silenced single stage motor (high efficiency).
- Pneumatic filter shaker.
- Washable filter.
- Integrated accessory holder.
- Shock and overturn proof design.
- Traceless wheels.

LONG LIFE MOTOR

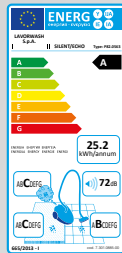
Optional: code. 3.754.0081 Turbo carpet Brush



Booster

code	8.244.0001
voltage	220-240V ~ 50-60Hz
n°motors - power (max)	1 - 900 (1000) W
column depression	22 kPa/2200 mmH ₂ O
total volume/dust	15 l./8 l.

STANDARD EQUIPMENT



Silent

- Silenced single stage motor (high efficiency).
- Integrated accessory holder.
- Shock and overturn proof design.
- 12 litre plastic tank (PP).
- Cloth filter.
- Rotating ON/OFF switch.
- Paper collector filter.

LONG LIFE MOTOR

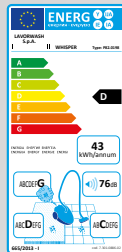
Optional: code. 3.754.0081 Turbo carpet Brush



Silent

code	8.246.0001
voltage	220-240V ~ 50-60Hz
n°motors - power (max)	1 - 800 W
column depression	24 kPa/2400 mmH ₂ O
total volume/dust	12 l./6 l.

STANDARD EQUIPMENT



Whisper V8

- Ultra silenced single stage motor (high efficiency).
- Paper and cartridge filter.
- Full collector filter indicator.
- Exhaust air filter.
- Integrated accessory holder.
- Quick power cable (15 m) replacing system.
- Shock & overturn proof design.
- Traceless wheels.

LONG LIFE MOTOR

Optional: code. 3.754.0081 Turbo carpet Brush



Whisper V8

code	8.214.0501
voltage	230-240V ~ 50Hz
n°motors - power (max)	1 - 1100 (1300) W
column depression	26,5 kPa/2700 mmH ₂ O
total volume/dust	15 l./10 l.

STANDARD EQUIPMENT



Windy 120 IF

NEW

- High efficiency by pass motor.
- Suction system with by-pass cooling.
- S. S. tank.
- Shock proof trolley.
- Liquid float valve.
- Cloth filter.
- 7,5 m power cable.
- Accessories Ø 35.
- Handy accessory holder.

Available: May 2016

Optional: code. 3.754.0081 Brush carpet Turbo



	Windy 120 IF
code	8.249.0001
voltage	220-240V ~ 50-60Hz
n°motors - power (max)	1 - 1200 (1400) W High efficiency motor.
column depression	24 kPa/2400 mmH ₂ O
total volume/dust/liquid	20 l./14 l./16 l.

STANDARD EQUIPMENT



Windy 130 IF

NEW

- High efficiency by pass motor.
- Suction system with by-pass cooling.
- Filter cleaning system.
- Plastic tank (PP).
- Shock proof trolley.
- Liquid float valve.
- Cloth filter.
- Traceless wheels.
- Accessories Ø 40.
- Handy accessory holder.

Available: May 2016

	Windy 130 P
code	8.250.0001
voltage	220-240V ~ 50-60Hz
n°motors - power (max)	1 - 1000 (1200) W High efficiency motor.
column depression	24 kPa/2400 mmH ₂ O
total volume/dust/liquid	30 l./18 l./20 l.



STANDARD EQUIPMENT



Windy 265 PF

- 2 high efficiency by pass motors.
- Suction system with by-pass cooling.
- Filter cleaning system.
- Plastic tank (PP).
- Static electric shock inhibitor.
- Shock proof trolley.
- Liquid float valve.
- Cloth filter.
- 7,5 m power cable.
- Traceless wheels.
- Accessories Ø 40.
- Handy accessory holder.

	Windy 265 PF
code	8.239.0008
voltage	220-240V ~ 50-60Hz
n°motors - power (max)	2 - 2000 (2400) W High efficiency motor.
column depression	22 kPa/2200 mmH ₂ O
total volume/dust/liquid	65 l./30 l./40 l.



STANDARD EQUIPMENT



Windy 265 IF

- 2 high efficiency by pass motors.
- Suction system with by-pass cooling.
- Filter cleaning system.
- S. S. tank.
- Static electric shock inhibitor.
- Shock proof trolley.
- Liquid float valve.
- Cloth filter.
- 7,5 m power cable.
- Traceless wheels.
- Accessories Ø 40.
- Handy accessory holder.



Windy 265 IF

code	8.239.0001
voltage	220-240V ~ 50-60Hz
n°motors - power (max)	2 - 2000 (2400) W High efficiency motor.
column depression	22 kPa/2200 mmH ₂ O
total volume/dust/liquid	65 l./30 l./40 l.

STANDARD EQUIPMENT



Windy 365 IR

- 3 high efficiency by pass motors.
- Suction system with by-pass cooling.
- Filter cleaning system.
- S. S. tank.
- Static electric shock inhibitor.
- Tilting tank.
- Fully removable tank.
- Shock proof trolley.
- Liquid float valve.
- Accessories Ø 40.
- Traceless wheels.
- Handy accessory holder.



Windy 365 IR

code	8.240.0001
voltage	220-240V ~ 50-60Hz
n°motors - power (max)	3 - 3000 (3600) W High efficiency motor.
column depression	22 kPa/2200 mmH ₂ O
total volume/dust/liquid	65 l./30 l./40 l.

STANDARD EQUIPMENT



Windy 278 IF

- 2 high efficiency by pass motors.
- Suction system with by-pass cooling.
- Filter cleaning system.
- S. S. tank.
- Static electric shock inhibitor.
- Shock proof trolley.
- Liquid float valve.
- Drain hose system.
- 7,5 m power cable.
- Traceless wheels.
- Accessories Ø 40.
- Handy accessory holder.



Windy 278 IF

code	8.247.0001
voltage	220-240V ~ 50-60Hz
n°motors - power (max)	2 - 2000 (2400) W High efficiency motor.
column depression	22 kPa/2200 mmH ₂ O
total volume/dust/liquid	78 l./35 l./48 l.

STANDARD EQUIPMENT



Windy 378 IR

- 3 high efficiency by pass motors.
- Suction system with by-pass cooling.
- Filter cleaning system.
- S. S. tank.
- Static electric shock inhibitor.
- Tilting tank.
- Fully removable tank.
- Shock proof trolley.
- Liquid float valve.
- Accessories Ø 40.
- Traceless wheels.
- Handy accessory holder.

NEW



Windy 378 IR

code	8.248.0001
voltage	220-240V ~ 50-60Hz
n°motors - power (max)	3 - 3000 (3600) W High efficiency motor.
column depression	22 kPa/2200 mmH ₂ O
total volume/dust/liquid	78 l./35 l./48 l.

STANDARD EQUIPMENT



Zeus IF

- Silenced two stage motor.
- Suction system with by-pass cooling.
- S. S. tank.
- Professional closing hooks.
- Static electric shock inhibitor.
- Drain hose system.
- Shock proof trolley.
- Liquid float valve.
- 10 m power cable.
- Traceless wheels.
- Accessories Ø 40

Zeus IF

code	8.215.0501
voltage	220-240V ~ 50-60Hz
n°motors - power (max)	1 - 1200 (1400) W two stage motor
column depression	21,6 kPa/2200 mmH ₂ O
total volume/dust/liquid	50 l./21 l./35 l.



STANDARD EQUIPMENT



Domus

- 2 silenced two stage motor.
- Suction system with by-pass cooling.
- S. S. tank.
- Professional closing hooks.
- Static electric shock inhibitor.
- Tilting tank (Domus IR).
- Fully removable tank (Domus IR).
- Drain hose system (Domus IF).
- Shock proof trolley.
- Liquid float valve.
- Easy standing head (during filter cleaning).
- Traceless wheels.
- Accessories Ø 40

Domus IF

Domus IR

code	8.216.0502	8.213.0501
voltage	220-240V ~ 50-60Hz	220-240V ~ 50-60Hz
n°motors - power (max)	2 - 2000 (2400) W two stage motor	2 - 2000 (2400) W two stage motor
column depression	22 kPa/2240 mmH ₂ O	22 kPa/2240 mmH ₂ O
total volume/dust/liquid	78 l./35 l./48 l.	78 l./35 l./48 l.



STANDARD EQUIPMENT



Taurus PR

- 3 silenced two stage motor.
- Suction system with by-pass cooling.
- Plastic tank (PP).
- Professional closing hooks.
- Tilting tank.
- Static electric shock inhibitor.
- Fully removable tank.
- Shock proof trolley.
- Liquid float valve.
- Easy standing head (during filter cleaning).
- Traceless wheels.
- Accessories Ø 40



Taurus PR	
code	8.212.0508
voltage	220-240V ~ 50-60Hz
n°motors - power (max)	3 - 3000 (3600) W two stage motor
column depression	22 kPa/2240 mmH ₂ O
total volume/dust/liquid	78 l./35 l./48 l.

STANDARD EQUIPMENT




Taurus IR

- 3 silenced two stage motor.
- Suction system with by-pass cooling.
- S. S. tank.
- Professional closing hooks.
- Static electric shock inhibitor.
- Tilting tank.
- Fully removable tank.
- Shock proof trolley.
- Liquid float valve.
- Easy standing head (during filter cleaning).
- Traceless wheels.
- Accessories Ø 40




Taurus IR	
code	8.212.0501
voltage	220-240V ~ 50-60Hz
n°motors - power (max)	3 - 3000 (3600) W two stage motor
column depression	22 kPa/2240 mmH ₂ O
total volume/dust/liquid	78 l./35 l./48 l.

STANDARD EQUIPMENT



Taurus IR 2 Way

- 3 silenced two stage motor.
- Suction system with by-pass cooling.
- Easy standing head (during filter cleaning).
- Professional closing hooks.
- Static electric shock inhibitor.
- Tilting tank.
- Fully removable tank.
- Shock proof trolley.
- S. S. tank.
- Liquid float valve.
- Traceless wheels.
- Accessories Ø 40



Taurus IR 2 Way	
code	8.212.0523
voltage	220-240V ~ 50-60Hz
n°motors - power (max)	3 - 3000 (3600) W two stage motor
column depression	22 kPa/2240 mmH ₂ O
total volume/dust/liquid	78 l./35 l./48 l.

STANDARD EQUIPMENT



Jupiter Carpet cleaner

- Spray-extraction cleaner with a separate anti-foaming tank.
- Designed for rug, carpet, and upholstery cleaning in offices, clinics, cinemas and households, as well as car upholstery.
- Thorough cleaning through the 4 bar spray pressure and 230 mbar suction power.
- Spray and extraction functions are separately operable.
- Separate fresh and wastewater tanks, each containing 6,5 l. Separate container for anti-foaming agent.
- Clear, ergonomic nozzles.
- Long stainless steel vacuum tube for convenient, effortless work.
- Rubber-coated castor wheels and large back wheels.

NEW



	Jupiter
code	0.065.0001
voltage	220-240V ~ 50-60Hz
n°motors - power (max)	1 - 1200 (1400) W two stage motor
column depression	21,6 kPa/2200 mmH ₂ O
total volume/liquid	50 l./21 l./35 l.

STANDARD EQUIPMENT




Apollo IF

- Silenced two stage motor.
- Suction system with by-pass cooling.
- S. S. tank.
- Detergent pump (1 x 32 W – 0,8 l/m – 3,5 bar)
- Static electric shock inhibitor.
- Drain hose system.
- 11 l. detergent tank.
- Shock proof trolley.
- Liquid float valve.
- Easy standing head (during filter cleaning).
- Traceless wheels.
- Accessories Ø 40

	Apollo IF
code	8.220.0501
voltage	220-240V ~ 50-60Hz
n°motors - power (max)	1 - 1200 (1400) W two stage motor
column depression	21,6 kPa/2200 mmH ₂ O
total volume/dust/liquid	50 l./21 l./35 l.



STANDARD EQUIPMENT



Solaris IF

- 2 silenced two stage motor.
- Suction system with by-pass cooling.
- S. S. tank.
- Detergent pump (2 x 48 W – 0,7-1,2 l/m – 5 bar).
- Professional closing hooks.
- Static electric shock inhibitor.
- Drain hose system.
- 25 l. detergent tank.
- Liquid float valve.
- Easy standing head (during filter cleaning).
- Traceless wheels.
- Accessories Ø 40

	Solaris IF
code	8.221.0508
voltage	230V ~ 50Hz
n°motors - power (max)	2 - 2200 (2400) W two stage motor
column depression	22 kPa/2240 mmH ₂ O
total volume/dust/liquid	78 l./35 l./48 l.



STANDARD EQUIPMENT



Costellation IR

- 2 silenced two stage motor.
- Suction system with by-pass cooling.
- S. S. tank.
- Detergent pump (2 x 48 W - 0,7-1,2 l/m - 5 bar).
- Static electric shock inhibitor.
- Tilting tank.
- Fully removable tank.
- 11 l. detergent tank.
- Shock proof trolley.
- Liquid float valve.
- Easy standing head (during filter cleaning).
- Traceless wheels.
- Accessories Ø 40.



Costellation IR	
code	8.221.0518
voltage	230V ~ 50Hz
n°motors - power (max)	2 - 2200 (2400) W two stage motor
column depression	22 kPa/2240 mmH ₂ O
total volume/dust/liquid	78 l./35 l./48 l.

STANDARD EQUIPMENT



Windy IE Foam

- 2 high efficiency by-pass motors
- Suction system with by-pass cooling
- S. S. tank.
- Detergent pump (48 W - 1 l/m - 15 bar)
- Static electric shock inhibitor
- Fully removable tank
- 12 l. detergent tank
- Shock proof trolley
- Safety floating
- Washable cartridge filter
- Traceless wheels

NEW



Windy IE Foam	
code	8.239.0017
voltage	220-240V ~ 50-60Hz
n°motors - power (max)	2 - 2000 (2400) W high efficiency motor
column depression	22 kPa/2200 mmH ₂ O
total volume/dust/liquid	65 l./30 l./40 l.

STANDARD EQUIPMENT



Windy IE Foam compressor

- 2 high efficiency by-pass motors
- Suction system with by-pass cooling
- S. S. tank.
- Detergent pump (48 W - 1 l/m - 15 bar)
- Static electric shock inhibitor
- Fully removable tank
- 12 l. detergent tank
- Shock proof trolley
- Safety floating
- Washable cartridge filter
- Traceless wheels
- Equipped with compressor unit for autonomous foam production (180 W - 9 bar max).

NEW



Windy IE Foam Compressor	
code	8.239.0018
voltage	220-240V ~ 50-60Hz
n°motors - power (max)	2 - 2000 (2400) W high efficiency motor
column depression	22 kPa/2200 mmH ₂ O
total volume/dust/liquid	65 l./30 l./40 l.

STANDARD EQUIPMENT



Optional: accessories Ø 40 on request.

SMX 77

- 3 silenced two stage motor (SMX 3-36 model).
- 2 silenced two stage motor (SMX 2-24 model).
- Suction system with by-pass cooling.
- S. S. tank.
- Manual filter shaker.
- Static electric shock inhibitor.
- Liquid float valve.
- Filters (optional) against thin dust or Hepa.
- Though integrated accessory storage facility.
- Non-overturning steel structure.
- Available with body and cover entirely made of S. S. AISI 304.
- Traceless wheels.



	SMX77 2-24	SMX77 3-36
code	0.056.0002	0.056.0004
abs. power W/voltage	2000/230 V~50-60 Hz (1Ph)	3000/230 V~50-60 Hz (1Ph)
n°/type motor	2x two stages universal	3x two stages universal
column depression	23,6 kPa (2400 mmH2O)	23,6 kPa (2400 mmH2O)
total volume/dust/liquid	77 l / 45 l / 50 l	77 l / 45 l / 50 l

STANDARD EQUIPMENT



Optional: accessories Ø 40 on request.

DMX 80/DTX 80

- IP 65 silenced turbine motor.
- Liquid float valve. Washable filter.
- S. S. tank.
- Manual filter shaker.
- Professional closing hooks.
- Static electric shock inhibitor.
- Non-overturning steel structure.
- Drain hose system.
- Epoxy varnishing.
- Steering wheels with brake.



	DMX80 1-22	DTX80 1-30
code	0.045.0031	0.045.0032
abs. power W/voltage	3000/230 V~50 Hz (1Ph)	3000/400 V~50 Hz (3Ph)
n°/type motor	1x induction	1x induction
column depression	32 kPa (3200 mmH2O)	32 kPa (3200 mmH2O)
total volume/dust/liquid	80/36/49 lt	80/36/49 lt





SDM-R 45 G

Complete range of professional single disc machines, sturdy, manageable, practical and simple to use. Ideal for maintenance cleaning or for polishing whichever type of natural floor or treating with metalized waxes. Ergonomic handle with integrated safety controls. Strong handle joint. Powerful and noiseless motor. Adapted in order to satisfy all the cleaning requirements, marble restoration and treatment and natural stones, woods and parquet, moquette, dewaxing, hard scrubbing.



	SDM-R 45G 16-130	SDM-R 45G 16-160	SDM-R 45G 16-180	SDM-R 45G 40-160
code	0.055.0302	0.055.0303	0.055.0304	0.055.0307
type	low speed	low speed	low speed	medium speed
brush speed	165 RPM	165 RPM	165 RPM	400 RPM
scrubbing width	430 mm	430 mm	430 mm	430 mm
abs. power/voltage	1300 W/230V~50HZ	1600 W/230V~50HZ	1800 W/230V~50HZ	1600 W/230V~50HZ

STANDARD EQUIPMENT



Sprinter

- Suitable to work in high congested areas like small shops, offices, kitchens, schools, hospitals, bars, gyms, restaurants.
- Three controls for brush drive, washing and drying operations
- Double floor squeegee for both forward and reverse drying
- Sound pressure 68 dB (A)
- Min. working height required 200 mm
- Structure built with durable materials
- Suitable load on the brush for an optimal cleaning efficiency
- Detachable detergent/recovery tank
- Cable holder
- 7,5 mt electric cable
- Non-marking wheels.



	Sprinter
code	8.501.0501
power supply	230 V - 50 Hz
scrubbing/squeegee width	290 / 320 mm
max working capacity	1015 m ² /h
traction	mechanical

STANDARD EQUIPMENT



Crystal Clean

- Suitable to work in high congested areas like small shops, offices, kitchens, schools, hospitals, bars, gyms, restaurants.
- 90°C hot scrubbing.
- Three controls for brush drive, washing and drying operations.
- Double floor squeegee for both forward and reverse drying .
- Sound pressure 68 dB (A).
- Min. working height required 200 mm.
- Structure built with durable materials.
- Suitable load on the brush for an optimal cleaning efficiency.
- Detachable detergent/recovery tank.
- 7,5 mt electric cable
- Non-marking wheels.



	Crystal Clean
code	8.501.0508
power supply	230 V - 50 Hz
scrubbing/squeegee width	290 / 320 mm
max working capacity	1015 m ² /h
traction	mechanical

STANDARD EQUIPMENT



Quick 36 E

- Suitable to work in high congested areas like small shops, offices, kitchens, schools, hospitals, bars, gyms, restaurants
- Adjustable flow (automatic start-stop with solenoid valve) of the detergent solution depending on type of surface
- Brush with quick release
- Removable recovery tank
- Squeegee lifting lever
- Compact reclining handle with control switches
- Easy access and simple service of the components.



Optional: Extension electric cord 15 m with Schuko plug Code 4.512.0068



Quick 36E

code	8.518.0004
power supply	220/240 V - 50/60 Hz
scrubbing/squeegee width	360 / 460 mm
max working capacity	1260 m ² /h
traction	mechanical

STANDARD EQUIPMENT



Quick 36 B

- Suitable to work in high congested areas like small shops, offices, kitchens, schools, hospitals, bars, gyms, restaurants
- Adjustable flow (automatic start-stop with solenoid valve) of the detergent solution depending on type of surface
- Brush with quick release
- Removable recovery tank
- Available in battery version (36B) with integrated battery charger with data memory and for any type of batteries.
- Battery included
- Squeegee lifting lever
- Easy access and simple service of the components.



Quick 36B

code	8.518.0003
power supply	12 V
scrubbing/squeegee width	360 / 460 mm
max working capacity	1260 m ² /h
traction	mechanical

STANDARD EQUIPMENT



Speed 45

- Suitable to work in high congested areas like wellness centres and medical environments in general, gyms, retail outlets, car shops, sales points and health care
- Solution water filter and solenoid valve (battery model only)
- User friendly control panel
- Hour meter (optional)
- Recovery water tank with visual inspection
- Reclining handle with control lever (battery model only)
- Low noise operation thanks to the protected positioning of vacuum motor
- Recovery tank drain hose with adjustable flow system
- Indicator of the solution water tank fill level
- Non-marking wheels.



Speed 45E

Speed 45B

Speed 45B

code	8.524.3302	8.524.1002	8.524.0002
power supply	230 V - 50 Hz	24V (battery charger included)	24V (batteries and charger included)
scrubbing/squeegee width	450 / 800 mm	450 / 800 mm	450 / 800 mm
max working capacity	1575 m ² /h	1575 m ² /h	1575 m ² /h
traction	mechanical	mechanical	mechanical

STANDARD EQUIPMENT



Free Evo 50 E

- Very compact scrubbing machines suitable to work for the maintenance cleaning of limited-size areas (up to 1.500 m²)
- Control panel with operator presence safety system
- Easy access to the battery compartment
- Quick drain and easily inspectable recovery tank
- Non-marking wheels
- Roto-molded polyethylene tanks, shock and acid resistant
- Low noise operation thanks to the protected positioning of vacuum motor.



	Free Evo 50E
code	8.527.0003
power supply	230 V - 50 Hz
scrubbing/squeegee width	500 / 800 mm
max working capacity	2000 m ² /h
traction	mechanical

STANDARD EQUIPMENT



Free Evo 50 B

- Very compact scrubbing machines suitable to work for the maintenance cleaning of limited-size areas (up to 1.500 m²)
- Control panel with operator presence safety system
- Low level battery indicator: brush/vacuum and traction progressive cut off
- Solution water filter and solenoid valve
- Easy access to the battery compartment
- Quick drain and easily inspectable recovery tank
- Non-marking wheels
- Roto-molded polyethylene tanks, shock and acid resistant
- The lower tank also serves as battery compartment



	Free Evo 50B	Free Evo 50B	Free Evo 50B
code	8.527.0004	8.527.0001	8.527.0010
power supply	24V	24V (battery charger included)	24V (batteries and battery charger included)
scrubbing/squeegee width	500 / 800 mm	500 / 800 mm	500 / 800 mm
max working capacity	2000 m ² /h	2000 m ² /h	2000 m ² /h
traction	mechanical	mechanical	mechanical

STANDARD EQUIPMENT



Free Evo 50 BT

- Very compact scrubbing machines suitable to work for the maintenance cleaning of limited-size areas (up to 1.500 m²)
- Control panel with operator presence safety system
- Low level battery indicator: brush/vacuum and traction progressive cut off
- Solution water filter and solenoid valve
- Easy access to the battery compartment
- Quick drain and easily inspectable recovery tank
- Non-marking wheels
- Roto-molded polyethylene tanks, shock and acid resistant
- The lower tank also serves as battery compartment

With automatic traction



	Free Evo 50BT	Free Evo 50BT	Free Evo 50BT
code	8.527.0011	8.527.0002	8.527.0012
power supply	24V	24V (battery charger included)	24V (batteries and battery charger included)
scrubbing/squeegee width	500 / 800 mm	500 / 800 mm	500 / 800 mm
max working capacity	2000 m ² /h	2000 m ² /h	2000 m ² /h
traction	automatic	automatic	automatic

NEW

STANDARD EQUIPMENT



- Designed for the maintenance and deep cleaning of large areas (up to 1.700 m²)
- Especially suitable for cleaning: car shops, sales points, gym, health care
- User friendly control panel
- Automatic brush lifting (model 66BTA only)
- Fully accessible recovery water tank with visual inspection
- Automatic detergent measuring system
- Big size traction wheels
- Handle with control lever
- Integrated on-board battery charger.



	Next Evo 55BT	Next Evo 66BTA
code	8.525.1301	8.525.1302
power supply	24V	24V
scrubbing/squeegee width	550 / 800 mm	660 / 900 mm
max working capacity	2200 m ² /h	2640 m ² /h
traction	automatic	automatic

STANDARD EQUIPMENT



Easy-R

- Suitable to work for the maintenance and deep cleaning of large areas (up to 2.200 m²)
- User friendly control panel: forward speed setting, scrubbing and vacuuming selectors, battery charge indicator, traction direction indicator, key main switch
- Large handle with traction driving lever for forward and backward directions
- Self levelling brush plate
- Cover removable without tools provided with self locking system
- Non-marking wheels
- Easy squeegee regulation without tools
- Movable shock-proof squeegee
- Hour meter and solenoid valve.



	Easy-R 50BT	Easy-R 55BT	Easy-R 66BT
code	8.516.0406	8.516.0407	8.516.0415
power supply	24V	24V	24V
scrubbing/squeegee width	500 / 800 mm	550 / 800 mm	660 / 800 mm
max working capacity	2250 m ² /h	2475 m ² /h	2970 m ² /h
traction	automatic	automatic	automatic

STANDARD EQUIPMENT



Midi-R

- Capable to work for the maintenance and deep cleaning of large areas (up to 2.600 m²)
- User friendly control panel: forward speed setting, scrubbing and vacuuming selectors, battery charge indicator, traction direction indicator, key main switch
- Large handle with traction driving lever for forward and backward directions
- Self levelling brush plate
- Cover removable without tools
- Quick vacuum motor and filter inspection, without tools
- Detergent solution filter
- Detergent solution tank provided with large opening protected by quick locking cap.



	Midi-R 75BT
code	8.517.0105
power supply	24V
scrubbing/squeegee width	750 / 900 mm
max working capacity	4275 m ² /h
traction/power	automatic / 300 W

STANDARD EQUIPMENT



Comfort XXS 66

Designed for the maintenance and deep cleaning of large areas (up to 3200 m²) with a very important reduction of cleaning cost. Very compact size and great maneuverability like walk behind models: suited for maintenance cleaning.

- 32 kg. of constant pressure on the brushes.
- Double counter rotating brush (66 cm of scrubbing width) obtaining better stability and constant pressure.
- Great working autonomy thanks to the possibility to use 4 batteries 6 V 240 Ah and to rear wheel-drive.
- Large load tank capacity (real load of 85 l.), resulting in reduced numbers of stops and maximum use of battery for effective operation of the machine.
- Ergonomic steering wheel of new design with user friendly controls and digital display.
- Easy access to electrical components.
- Inspection cover for fast and easy cleaning and sanitification of dirt water tank.
- Automatic device that stops brushes and detergent water outflow when the machine is stationary.
- Self-levelling brush plate.
- Automatic detergent measuring system.



	Comfort XXS 66 BT	Comfort XXS 66 BT	Comfort XXS 66 BT
code	8.579.0001	8.579.0011	8.579.0002
power supply	24V	24V (battery charger included)	24V (batteries and battery charger included)
scrubbing/squeegee width	660 / 855 mm	660 / 855 mm	660 / 855 mm
max working capacity	3250 m ² /h	3250 m ² /h	3250 m ² /h
traction/power	rear wheel-drive / 400 W	rear wheel-drive / 400 W	rear wheel-drive / 400 W

STANDARD EQUIPMENT



Comfort XS-R Essential

- Capable to work for the maintenance and deep cleaning of large areas (up to 3.700 m²) with a very important reduction of cost of cleaning
- More than 50 kg of constant pressure on the brushes
- Large load tank capacity, resulting in reduced number of stops and maximum use of battery charge for effective operation of the machine
- Compact size (810 mm)
- Stability even when fully loaded, front independent wheeldrive with tight steering radius
- Recovery tank control window for cleaning and easy ordinary maintenance
- Easy access to electrical components
- Automatic device that stops brushes and detergent water outflow when the machine is stationary
- Self-levelling brushes



	Comfort XS-R 75 Essential	Comfort XS-R 85 Essential
code	8.574.4001	8.574.4003
power supply	24V	24V
scrubbing/squeegee width	750 / 900 mm	850 / 1000 mm
max working capacity	3750 m ² /h	4100 m ² /h
traction/power	front motorwheel / 600 W	front motorwheel / 600 W

STANDARD EQUIPMENT



Comfort XS-R Up

- Capable to work for the maintenance and deep cleaning of large areas (up to 4.000 m²) with a considerable reduction of cleaning costs
- More than 50 kg of constant pressure on the brushes
- Large load tank capacity, resulting in reduced number of stops and maximum use of battery charge for effective operation of the machine
- Compact size (810 mm)
- Stability even when fully loaded, front independent wheeldrive with tight steering radius
- Recovery tank control window for cleaning and easy ordinary maintenance
- Automatic brush plate lifting system
- Automatic squeegee lifting system
- Automatic squeegee lifting while reverse going
- Automatic device that stops brushes and detergent water outflow when the machine is stationary
- Antifoam device
- Self-levelling brushes
- Integrated on-board battery charger.



	Comfort XS-R 75 Up	Comfort XS-R 85 Up
code	8.574.4101	8.574.4103
power supply	24V	24V
scrubbing/squeegee width	750 / 900 mm	850 / 1000 mm
max working capacity	3750 m ² /h	4100 m ² /h
traction/power	front motorwheel / 600 W	front motorwheel / 600 W

STANDARD EQUIPMENT



Comfort S-R 90

- Suitable for maintenance and deep cleaning of medium and large areas (up to 4.500 m²) with a considerable reduction of cleaning costs
- More than 60/80 kg of constant pressure on the brushes
- Large load tank capacity, resulting in reduced number of stops and maximum use of battery charge for effective operation of the machine
- Compact size
- Stability even when fully loaded
- Front independent wheel-drive with tight steering radius
- Easy access to electrical components
- Automatic brush plate lifting system
- Automatic squeegee lifting system
- Automatic squeegee lifting while reverse going
- Automatic device that stops brushes and detergent water outflow when the machine is stationary
- Antifoam device
- Self-levelling brushes
- High-performance batteries resulting in high-working efficiency.



Comfort S-R 90

code	8.575.0010
power supply	24V
scrubbing/squeegee width	900 / 1000 mm
max working capacity	6200 m ² /h
traction/power	front motorwheel / 1000 W

STANDARD EQUIPMENT



Comfort M 102

- Suitable for maintenance and deep cleaning of medium and large areas (up to 6.000 m²)
- More than 90/120 kg of constant pressure on the brushes
- Large load tank capacity, resulting in reduced number of stops and maximum use of battery charge for effective operation of the machine
- Stability even when fully loaded
- Front independent wheel-drive with tight steering radius
- Easy access to electrical components
- Automatic brush plate lifting system
- Automatic squeegee lifting system
- Automatic squeegee lifting while reverse going
- Automatic control system for brush rotation and detergent water outflow
- Antifoam device
- Self-levelling brush plate
- Hour meter
- High-performance batteries resulting in high-working efficiency.



Comfort M 102

code	8.578.0004
power supply	36V
scrubbing/squeegee width	1020 / 1250 mm
max working capacity	7140 m ² /h
traction/power	front motorwheel / 900 W

STANDARD EQUIPMENT



Comfort L 122

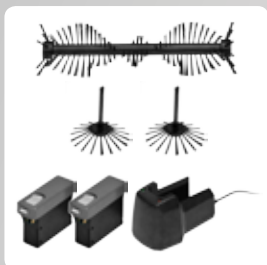
- Suitable for maintenance and deep cleaning of medium and large areas (up to 7.000 m²)
- More than 120-170 kg of constant pressure on the brushes
- 300 litres solution tank capacity allows exceptional autonomy and productivity
- Stability even when fully loaded
- Innovative traction system with three independent motor wheels controlled by electronic cards
- Easy access to electrical components
- Automatic brush plate lifting system
- Automatic squeegee lifting system
- Automatic squeegee lifting while reverse going
- Automatic control system for brush rotation and detergent water outflow
- Antifoam device
- Self-levelling brushes, hour meter, solenoid valve.
- High-performance batteries resulting in high-working efficiency



Comfort L 122

code	8.572.0002
power supply	36V
scrubbing/squeegee width	1220 / 1450 mm
max working capacity	8540 m ² /h
traction/power	3-wheels drive / 3 x 600 W

STANDARD EQUIPMENT



BSW 375 ET


- Industrial battery-powered sweeper for the quick, quiet and cordless intermediate cleaning of all surfaces, indoor and outdoor.
- Ideal for entryways of all kinds, hallways, staircases, driveways, warehouse and office areas, airports and train stations.
- Equipped with two batteries, the operation time lengthens to 90 minutes.
- The powerful Lithium-Ion battery (without memory effect) with 10.8 V and 1.5 Ah allows an operation time of approx. 45 minutes per battery.
- Second battery can be directly stored and carried on the machine itself.
- Quick-charging unit with a charging time of only 70 minutes is included with purchase.
- Large foot pedal for activation without bending over.
- Main cylinder brush and side brushes can be replaced without tools.



BSW 375 ET

code	0.064.0001
main brush width	260 mm
main brush + 2 side brush width	375 mm
max working capacity	800 m ² /h
traction	manual

STANDARD EQUIPMENT



BSW 651 M

- Ideal for small and medium surfaces
- Easy handling
- Wide collector tank with safety lock
- Side brush lifting
- Main brush pressure regulation
- Separate side brush
- Adjustable working load on the brush
- Tilting handle
- 360° front wheel
- Die casting brush arm
- Traceless wheels
- Shock proof frame
- Hourly efficiency (max) 1500 m²/h.
- Working area (1 side brush) 500-700 mm.



BSW 651 M

code	0.042.0101
main brush width	500 mm
main brush + 1 side brush width	700 mm
max working capacity	1500 m ² /h
traction	manual

STANDARD EQUIPMENT



SWL 700

- Ideal for medium and large surfaces
- Large filter surface with electric filter shaker (SWL 700 ET) manual filter shaker (SWL 700 ST)
- Side brush raising control
- Suction switch off
- Flap raise system
- Panel filter in horizontal position
- Main brush pressure regulation
- Indirect back collection
- Quick main brush release
- Long life elastic belts
- Reclining handle
- Suction selection lever. Traction lever. Antistatic device.
- Wide collector tank
- Heavy duty steel frame
- Side brush mechanical engagement
- Battery and battery charger not included (SWL 700 ET).

ELECTRIC FILTER SHAKER (SWL 700 ET)




SWL 700 ET

SWL 700 ST

code	0.061.0001	0.061.0002
main brush width	510 mm	510 mm
main brush + 1 side brush width	680 mm	680 mm
max working capacity	2620 m ² /h	2620 m ² /h
Motor type/traction	electric 12 V/mechanical	Honda 4 Hp/mechanical

STANDARD EQUIPMENT



SWL 900

- Ideal for medium and large surfaces • Large filter surface with electric filter shaker (SWL 900 ET) manual filter shaker (SWL 900 ST)
- Side brush raising control • Suction switch off • Flap raise system
- Panel filter in horizontal position • Main brush pressure regulation
- Indirect back collection • Quick main brush release • Long life elastic belts • Reclining handle • Suction selection lever. Traction lever. Antistatic device. Wide collector tank • Heavy duty steel frame • Side brush mechanical engagement. • Battery and battery charger not included (SWL 900 ET).

ELECTRIC FILTER SHAKER (SWL 900 ET)

SWL 900 ST
POWERED by **HONDA**



	SWL 900 ET	SWL 900 ST
code	0.061.0003	0.061.0004
main brush width	710 mm	710mm
main brush + 1 side brush width	880 mm	880mm
max working capacity	3700m ² /h	3700m ² /h
Motor type/traction	electric 12 V/mechanical	Honda 4 Hp/mechanical

STANDARD EQUIPMENT



SWL R 850 ET

- Ideal for large surfaces • Large filter surface distributed on 5 cartridge filters fitted with electric filter shaker • Side brush raising control • Suction switch off • Flap raise system • Flashing light
- Main brush pressure regulation • Indirect back collection • Front dust vacuum system • Quick changing of the main brush and side brush without tools • Long life elastic belts • Suction selection lever
- Shock proof steel frame • Traction lever • Antistatic device • Wide collector tank • Heavy duty steel frame • Perfectly balanced weight of the components, thus resulting in totally safe quick changes of direction • Battery and battery charger not included.

ELECTRIC FILTER SHAKER



	SWL R 850 ET
code	0.061.0005
main brush width	650 mm / 25,59 inc
main brush + 1 side brush width	850 mm / 33,46 inc
max working capacity	4900 m ² /h-52743 ft ²
Motor type/traction	electric 24 V/front wheels

STANDARD EQUIPMENT



SWL R 1000

- Ideal for large surfaces • Large filter surface distributed on 6 cartridge filters fitted with electric filter shaker • Side brush raising control
- Complete right/left side brush • Suction switch off • Lift flap pedal
- Flashing light • Main brush pressure regulation • Indirect back collection • Front dust vacuum system • Quick changing of the main brush and side brush without tools • Long life elastic belts • Suction selection lever • Shock proof steel frame • Traction lever • Antistatic device • Battery level indicator • Wide collector tank • Heavy duty steel frame • Adjustable seat • Perfectly balanced weight of the components, thus resulting in totally safe quick changes of direction • Battery and battery charger not included. • Front light system (optional on request), standard for model SWL R 1000 ET code 0.061.0030

ELECTRIC FILTER SHAKER

SWL R 1000 ST
POWERED by **HONDA**



	SWL R 1000 ET	SWL R 1000 ST
code	0.061.0006	0.061.0007
main brush width	700 mm	700 mm
main brush + 2 side brush width	1230 mm	1230 mm
max working capacity	6200 m ² /h	8280 m ² /h
Motor type/traction	electric 24 V/rear wheels	Honda 5,5 Hp/front wheel

STANDARD EQUIPMENT



SWL R 1000 Bin-Up

**ELECTRIC
FILTER SHAKER**

**SWL R 1000 ST Bin Up
POWERED by
HONDA**

- Ideal for large surfaces • Large filter surface distributed on 6 cartridge filters fitted with electric filter shaker • Side brush raising control • Unload device for tank emptying into dust containers up to 110 cm height
- Complete right/left side brush • Suction switch off. • Lift flap pedal
- Flashing light • Main brush pressure regulation • Indirect back collection
- Front dust vacuum system • Quick changing of the main brush and side brush without tools • Long life elastic belts • Suction selection lever
- Shock proof steel frame • Traction lever • Antistatic device • Battery level indicator • Wide collector tank • Heavy duty steel frame • Adjustable seat
- Perfectly balanced weight of the components, thus resulting in totally safe quick changes of direction • Battery and battery charger not included. • Front light system (optional on request).



	SWL R 1000 ET BIN-UP	SWL R 1000 ST BIN-UP
code	0.061.0008	0.061.0009
main brush width	700 mm	700 mm
main brush + 2 side brush width	1230 mm	1230 mm
max working capacity	6200 m ² /h	8280 m ² /h
Motor type/traction	electric 24 V/rear wheels	Honda 5,5 Hp/front wheel

STANDARD EQUIPMENT



SWL R 1100

**ELECTRIC
FILTER SHAKER**

**SWL R 1100 ST
POWERED BY DIESEL ENGINE
YANMAR**

- Ideal for large surfaces. • Large filter surface distributed on 8 cartridge filters fitted with electric filter shaker. • Side brush raising control.
- On request DSA unload device for tank emptying into dust containers up to 145 cm height. • Complete right/left side brush. • Anti-trace wheels (mod.ET). • Suction switch off. • Lift flap pedal. • Flashing light. • Main brush pressure regulation. • 90° steering angle. • Electric starter. • Service and parking brake. • Hour meter and klaxon. • Antislip platform. • Indirect back collection. • Front dust vacuum system. • Quick changing of the main brush and side brush without tools. • Long life elastic belts. • Suction selection lever. • Shock proof steel frame. • Traction lever. • Antistatic device. • Battery level indicator (mod.ET). • 115 lt wide collector tank.
- Heavy duty steel frame. • Adjustable seat. • Battery and battery charger not included. • Front working light system.



	SWL R 1100 ET	SWL R 1100 ST
code	0.061.0036	0.061.0033
main brush width	800 mm	800 mm
main brush + 2 side brush width	1300 mm	1300 mm
max working capacity	9700 m ² /h	9700 m ² /h
Motor type/traction	electric 24 V/front wheels	Diesel Yanmar 6,7 Hp/front wheel



STANDARD EQUIPMENT



GV Etna 4000 Vacuum steam generator

- Stainless steel body AISI 304 • Ready steam warning lamp • Boiler 3kW S. S. AISI 304 - Thickness 25/10 • Low level water lamp indicator
- Boiler is refilled continuously • Switch for using chemicals and detergents mixed with steam • Device for cleaning hot water mixed with steam • Washable filter • Flex hose 4 m • Recovery tank capacity 64 l • Drain hose system • Steam regulation • Wheels suitable for use in food processing area • Blower system available • ON/OFF main switch with indicator lamp • ON/OFF boiler switch with indicator lamp



	GV Etna 4000
Code	8.451.0101
Max steam pressure/temperature	7 bar / 165° C
Boiler absorbed power	3000 W / 230V ~ 50Hz 1ph
Vacuum motor absorbed power	1100 W
Column depression/Air flow	20.39 kPa / 220 m³/h

STANDARD EQUIPMENT



GV Etna 4000 Foam Vacuum steam generator

- Stainless steel body AISI 304 • Ready steam warning lamp • Boiler 3kW S. S. AISI 304 - Thickness 25/10 • Low level water lamp indicator
- Boiler is refilled continuously • Switch for using chemicals and detergents mixed with steam • Device for cleaning hot water mixed with steam • Washable filter • Flex hose 4 m • Recovery tank capacity 64 l • Drain hose system • Steam regulation
- Wheels suitable for use in food processing area • Blower system available • ON/OFF main switch with indicator lamp • ON/OFF boiler switch with indicator lamp
- Provided with compressed air connection regulator and pressure gauge perform dense foam that will remain attached to the parts to be cleaned, giving more effectiveness to the detergent's action.



NEW



	GV Etna 4000 Foam
Code	8.451.0108
Max steam pressure/temperature	7 bar / 165° C
Boiler absorbed power	3000 W / 230V ~ 50Hz 1ph
Vacuum motor absorbed power	1100 W
Column depression/Air flow	24,7 kPa / 224 m³/h

STANDARD EQUIPMENT



GV Katla

- Saturated steam at 9 bar at a temperature of 175°C • Steam gun with low tension control • S. S. body AISI 304 • Boiler 3,3 kW S. S. AISI 304. Thickness 25/10 • Low level water lamp indicator • Device for using chemicals and detergents mixed with steam • Heating and activation time required: 7 min. • Steam regulation • Discharge valve • Pressure gauge • The boiler can be refilled from the tank provided (continuous duty)
- Wheels suitable for food and processing areas • Storage basket



	GV Katla
Code	8.453.0001
Max steam pressure/temperature	9 bar / 175° C
Boiler absorbed power	3300 W / 230V ~ 50Hz 1ph
Steam production	4,62 kg/h
Boiler type/volume	Inox AISI 304 / 4 l

STANDARD EQUIPMENT



GV 3,3 M Plus

- Saturated steam at 9 bar at a temperature of 175°C • Steam gun with low tension control • S. S. body AISI 304 • Boiler 3,3 kW S. S. AISI 304. Thickness 25/10 • Low level water lamp indicator • Device for using chemicals and detergents mixed with steam • Heating and activation time required: 7 min.
- Steam regulation • Discharge valve • Pressure gauge • The boiler can be refilled from the tank provided (continuous duty)
- Wheels suitable for food and processing areas • Storage basket



GV 3,3 M Plus

Code	8.450.0010
Max steam pressure/temperature	9 bar / 175° C
Boiler absorbed power	3300 W / 230V ~ 50Hz 1ph
Steam production	4,62 kg/h
Boiler type/volume	Inox AISI 304 / 4 l

STANDARD EQUIPMENT



GV 8 T Plus

- Built-in AISI 304 stainless steel • Pivoting wheels with brakes, suitable for use in food processing areas • The boiler can be refilled from the tank provided (continuous duty) • Discharge valve • Pressure gauge • Device for using chemicals and detergents mixed with steam • Heating and activation time required: 6 min. • Control with low tension controls • Control panel: ON-OFF main switch, indicator lamp • Saturated steam at 9 bar at a temperature of 175°C



GV 8 T Plus

Code	8.458.0001
Max steam pressure/temperature	9 bar / 175° C
Boiler absorbed power	8000 W / 400V ~ 50Hz 3ph
Steam production	13,5 kg/h
Boiler type/volume	Inox AISI 304 / 18 l

STANDARD EQUIPMENT



GV Vesuvio

- Built-in AISI 304 stainless steel • Pivoting wheels with brakes, suitable for use in food processing areas • The boiler can be refilled from the tank provided (continuous duty) • Temperature regulator • Discharge valve • Pressure gauge • Device for using chemicals and detergents mixed with steam • Heating and activation time required: 6 min. • Control with low tension controls • Control panel: ON-OFF main switch, indicator lamp, thermoregulator, boiler activating key, gun activating key
- Timer cycle.



GV Vesuvio 18

GV Vesuvio 30

Code	8.452.0002	8.452.0001
Max steam pres./temp.	10 bar / 180° C	10 bar / 180° C
Boiler absorbed power	18000 W/400V~50Hz 3ph	30000 W/400V~50Hz 3ph
Steam production	26,5 kg/h	44,5 kg/h
Boiler type/volume	Inox AISI 304/18 l	Inox AISI 304/18 l

Steam generators with diesel fuel boiler

STANDARD EQUIPMENT



Metis

- Vertical burner with high thermal efficiency steel coil
- Auxiliary motor for burner • Discharge valve: allows a complete discharge of the boiler • Temperature regulator: the temperature is set-up by an electronic regulator • Steam pressure gauge • Low fuel indicator • Double pipe gasoil pump
- User-friendly control panel • Unit can be continually refilled
- Provided with 2 outputs for simultaneous work of two different operators.

NEW



	Metis
Code	8.457.0001
Max steam pressure	10 bar
Temperature	178° C
Absorbed power	350 W/230V ~ 50Hz 1ph
Steam production/Burner type	50/90 kg/h / Diesel

STANDARD EQUIPMENT



Kolumbo

- Vertical burner with high thermal efficiency steel coil
- Auxiliary motor for burner • Discharge valve: allows a complete discharge of the boiler • Temperature regulator: the temperature is set-up by an electronic regulator • Steam pressure gauge • Temperature regulator • Low fuel lamp
- 18 l. integrated detergent tank with detergent delivery controller by the gun • 18 l. fuel tank. • Double pipe gasoil pump • User-friendly control panel • Unit can be continually refilled • Standard with double guns for 2 operators model Kolumbo 2Way code 8.628.0017 • Battery version: Kolumbo Cordless code 8.628.0025

Kolumbo 2way
With double guns
for two operators

Kolumbo Cordless with batteries and battery charger (voltage 230V-50Hz) included



	KOLUMBO	KOLUMBO Cordless	KOLUMBO 2way
Code	8.628.0006	8.628.0025	8.628.0017
Max steam pressure	10 bar	10 bar	10 bar
Temperature	178° C	178° C	178° C
Absorbed power	350 W / 230V ~ 50Hz 1ph	350 W / 1 x 12 DC 75 Ah C5	350 W / 230V ~ 50Hz 1ph
Steam production/Burner type	50/90 kg/h / Diesel	50/90 kg/h / Diesel	50/90 kg/h / Diesel

STANDARD EQUIPMENT



Graffiti Waster

- Vertical burner with high thermal efficiency steel coil
- Auxiliary motor for burner • Discharge valve: allows a complete discharge of the boiler • Temperature regulator: the temperature is set-up by an electronic regulator • Steam pressure gauge • Temperature regulator • Low fuel lamp
- 18 l. integrated detergent tank with detergent delivery controller by the gun • Double pipe gasoil pump • User-friendly control panel • Unit can be continually refilled
- Battery and battery charger (voltage 230V-50Hz) included
- Graffiti Waster is a portable steam generator, equipped with diesel fuel boiler, allowing graffiti and dirt removal in general, thanks to the revolutionary system using steam/sand and steam/detergent mashed together.
- 18 l. fuel tank.



	Graffiti Waster
Code	8.628.0027
Max steam pressure	10 bar
Temperature	178° C
Absorbed power	350 W / 1 x 12 DC 75 Ah C5
Steam production/Burner type	50/90 kg/h

STANDARD EQUIPMENT



UPDS Fuji

Steam: Vertical burner with high thermal efficiency steel coil. Auxiliary motor for burner. Discharge valve: allows a complete discharge of the boiler. Temperature regulator: the temperature is set up by an electronic regulator. Steam pressure gauge. Temperature regulator. Low fuel lamp. Double pipe gasoil pump. User friendly control panel. Unit can be continually refilled. Safety solenoid valve. Device for cleaning hot water mixed with steam.

High pressure water: Three ceramic coated pistons brass linear pump head with built-in by-pass valve

NEW
CLEANING
SYSTEM

NEW



	UPDS Fuji
Code	8.455.0001
Operat. pressure	120 bar (150 bar max)
Delivery rate	660 l/h
Max steam pressure/temperature	8,5 bar / 178° C
Absorbed power	3000 + 350 W / 230V ~ 50Hz 1ph

Sprayers/Foamjet

In order to complete the chemical products supply and to allow a better applicability and effectiveness, the sprayers are the perfect solution when supply wideness, use versatility and dosage saving are taken into consideration.

They are split into two different categories: pneumatic charge and continuous pneumatic charge.



NEW



Foam box



Spray

Foamjet

	Foam box	Spray NV24	Spray NV50	Foamjet SV24	Foamjet SX24	Foamjet SV50	Foamjet SX50
code	6.608.0074	0.006.0002	0.006.0003	0.006.0007	0.006.0009	0.006.0008	0.006.0010
capacity	-	24 lt	50 lt	24 lt	24 lt	50 lt	50 lt
working pressure	4 bar	6 bar	6 bar	6 bar	6 bar	6 bar	6 bar
model	2 pumps 100W	painted steel	painted steel	painted steel	Stainless steel	painted steel	Stainless steel
pressure indicator	pressure gauge	pressure gauge	pressure gauge	pressure gauge	pressure gauge	pressure gauge	pressure gauge




NEW



FOAM system detergents

- 3.697.0059** 4x5 kg foaming cleanser for commercial vehicles
- 3.697.0057** 4x5 Kg alkaline foaming cleanser for food industry
- 3.697.0058** 4x5 Kg foaming cleanser for hygiene facilities
- 3.697.0056** 4x5 kg foaming cleanser for cloth and carpets

GENERAL TERMS OF SALE Goods travel at buyer's risk.
Images and technical specifications of products and accessories
are not binding and can be modified without notice.



مركز البراغي والعدد
BOLTS & TOOLS CENTER LLC **BTGO**

