

MORE COMFORT ON BOARD

2016



- Mobile cooling
- Energy systems
- Kitchen solutions
- Sanitation solutions
- Air conditioners

**THE COMPREHENSIVE RANGE OF COMFORT SYSTEMS
FOR LEISURE BOATS**

MOBILE LIVING MADE EASY



Dometic provides smart and reliable products with outstanding design for boat owners.

Dometic provides systems and equipment for pleasure boats of all types and sizes, ranging from weekend pleasure crafts to large yachts.

Dometic also brings expertise and reliability to products designed for the coastal and offshore commercial marine industry. We are proud of our worldwide service network of technicians who have been trained to provide top quality product support.

For boat owners, Dometic offers products within Climate (air conditioners), Hygiene & Sanitation (toilets, sanitation systems and related consumables) and Food & Beverage (refrigerators, cookers, sinks, ovens and portable cooling).

 **Dometic**



SERVICE NETWORK

Just in case you need advice, or an urgent spare part – Dometic is never far away. Our service partners are there for you in more than 100 countries around the globe, you will usually find them close to the coast.



MOBILE COOLING

4 – 19

- Portable coolers
- Refrigerators
- Cooling units



ENERGY SYSTEMS

20 – 25

- Battery chargers
- Charging converters
- Sine wave inverters
- Inverters
- Battery conditioner / refresher
- Battery management system
- Voltage converters
- Sine wave inverter with automatic battery charger
- Generator

AWARD-WINNING PRODUCTS

Dometic and WAECO products are regular winners in design prizes and best brand competitions. This is something that makes us proud. At the same time, it motivates us to keep going and improve what we have achieved so far.



KITCHEN SOLUTIONS

26 – 31

- Alcohol stoves / Oven
- Oven combinations
- Ovens / Gas cookers
- Hobs
- Built-in hob / sink combinations
- Sinks
- Grill
- Cooker hood
- Coffee maker / Electric kettle
- Safe
- Vacuum cleaners
- Cleaners

DOMETIC SERVICE

THE DOMETIC GROUP
ON THE INTERNET

www.dometic.eu/marine
info@dometic-waeco.com

In this catalogue we present a large segment of our product range for yachts and boats. You can find the complete product line-up on our marine website, including detailed descriptions, all of the technical data and valuable tips.



SANITATION SOLUTIONS

32 – 39

- Macerator toilets
- Marine holding tank system
- Accessories and spare parts for holding tanks
- Pressurised water pumps
- Portable toilets
- Sanitation additives and toilet paper

COMFORT FACTORY DIRECT – OEM BY DOMETIC GROUP

Our work reveals a passion for quality and innovation – and the word is spreading. The majority of boat builders fit their products with comfort accessories by Dometic GROUP, which are made in our own factories in 20 locations worldwide.



AIR CONDITIONERS

40 – 41

- Rooftop A/C system for heavy-duty applications
- Accessories for Marine Climate Systems
- Complete climate systems



THREE COOLING SYSTEMS FOR MOBILE USE

No cooling system can handle every task, so whether you're better off with a compressor powered, a thermoelectric or passive cooling appliance depends entirely on how and where you intend to use your mobile fridge.

Compressor coolers can be used for refrigeration and deep-freezing. Thermoelectric coolers are suitable for cooling as well as for keeping food warm. The benefit of a passive cooler is that it does its job without an external power supply.

Compressor coolers

Refrigeration and deep-freezing

Compressor coolers provide excellent cooling performance, even at extreme ambient temperatures and with minimal power consumption. They can be used for standard refrigeration as well as for deep-freezing. Ready for connection to 12/24 volts DC and 100 – 240 volts AC, thanks to minimal power consumption suitable for solar operation.

NEW!

CF series with
12/24 V DC +
100 – 240 V AC



Thermoelectric coolers

Cooling and heating

Thermoelectric coolers provide active cooling up to 30°C below the ambient temperature (depending on the model). They can be used for refrigeration as well as for keeping food warm. They are lightweight and easy to transport. Most models in this catalogue can be run on 12/24 volts DC as well as on 230 volts AC.



Passive coolers

WAECO Cool-Ice

Well insulated and packed with ice cubes or ice packs, our passive coolers keep food, fish, bait and game fresh for up to several days in all weather conditions, and without requiring any external power supply. They are food-safe, lightweight, easy to transport and can be tied down securely on board.



WAECO COOLFREEZE CFX

INNOVATIVE COMPRESSOR COOLERS!

Energy class A+ or A++ and freezer temperatures down to -22°C available for mobile use! With its WAECO CoolFreeze CFX series, refrigeration specialist Dometic WAECO has once again proved how milestones are made. Consuming up to 35% less energy than their predecessors, these high-tech units are visually attractive with some heavy duty details: Reinforced corners, stainless-steel hinges and a robust lid lining ensure they can withstand the most demanding of loads and are still remarkably lightweight and easy to transport. CoolFreeze CFX DZ series models offers the extra benefit of two separate temperature zones for simultaneous cooling and deep-freezing. With the new CFX 95DZ2, the cooling temperature can be conveniently controlled and monitored via a WiFi app. Another unique feature is that it has two compartments for cooling and freezing with separate controls.



NEW!
Controlled via
WiFi app



NEW!
WAECO CoolFreeze CFX 28



NEW!
WAECO CoolFreeze CFX 95DZ2

MY BENEFITS

- Suitable for deep freezing down to -22°C
- CFX DZ models with two separate compartments for simultaneous cooling and deep-freezing
- 12/24 volts DC and 100 – 240 volts AC
- CFX special electronics with digital temperature display
- Extremely efficient and superbly quiet operation
- USB port
- Drain plugs make cleaning simple
- Suitable for solar operation
- Heavy-duty version



4.30 // WAECO CoolFreeze CFX

Compressor coolers






							
	CFX 28	CFX 35	CFX 40	CFX 50	CFX 65	CFX 65DZ	CFX 95DZ2
Ref. No.	9105305970	9105304047	9105304048	9105304049	9105304050	9105304051	9105306181
Ref. No. UK	9105306327	9105305645	9105305646	9105305647	9105305648	9105305649	
Dimensions (WxHxD, mm)	620 x 425 x 342	692 x 411 x 398	692 x 461 x 398	725 x 471 x 455	725 x 561 x 455	725 x 561 x 455	957 x 472 x 530
Storage volume (l, approx.) incl. for fresh food (l)	26 3.5	32 4.5	38 7	46 8.5	60 13	53 13 + 17 freezer	85 50.5 + 34.5*
Connections	12/24 V DC 100–240 V AC						
Power input (watts, approx.)	40	43	48	52	58	50	65
Current consumption (Ah/h) at 12 V at +20°C at +32°C ambient temperature, both at +5°C interior temperature	0.30 0.58	0.32 0.60	0.36 0.64	0.38 0.68	0.42 0.76	0.42 0.76	0.75 1.25
Temperature range	+10°C to -22°C						
Energy class	A++	A++	A++	A++	A++	A+	A+
Weight (kg, approx.)	13.1	17.5	18.5	20.4	22.3	23.2	32
Scope of delivery	<ul style="list-style-type: none"> Removable wire basket <input type="checkbox"/> Detachable carrying handles <input type="checkbox"/> 						
Optional extras							
Universal fixing kit	–	–	–	–	–	–	–
Wireless display	9105304065	9105304065	9105304065	9105304065	9105304065	9105304065	–

*2 compartments for cooling and freezing with separate controls

4.36 // WAECO TropiCool TCX

4.02 // WAECO CoolFun SC

Thermoelectric coolers

					
	TCX 14	TCX 21	TCX 35	SC 30	SC 38
Ref. No.	9105330180	9105330181	9105330182	9103501291	9103501293
Ref. No. UK	9105330317	9105330318	9105330319		
Dimensions (WxHxD, mm)	450 x 303 x 335	450 x 303 x 426	550 x 376 x 466	396 x 444 x 296	565 x 391 x 295
Storage volume (l, approx.)	14	20	35	29	37
Connections	12/24 V DC / 230 V AC			12 V DC / 230 V AC	
Consumption at 12 V DC (watts) at 24 V DC (watts) at 230 V AC (watts)	46 50 64	46 50 64	46 50 64	47 – 55	47 – 55
Energy class	A++	A++	A++	A+++	A++
Temperature range Cooling below ambient temperature (°C, approx.) Heating (°C, approx.)	max. 30 +50 to +65	max. 30 +50 to +65	max. 30 +50 to +65	max. 18 +65	max. 18 +65
Weight (kg, approx.)	5	6	10	4.0	5.3
Optional extras					
Universal fixing kit	9105303709	9105303709	9105303709	–	–



4.35 // WAECO CoolFreeze CF

4.21 // WAECO CoolFun CK

CF 11	CF 16	CF 26	CK 40D	CK 40D Hybrid
9105330183	9105330184	9105330185	9105303388	9105305750 9105305900
540 x 358 x 235	550 x 367 x 260	550 x 425 x 260	520 x 454 x 515	520 x 454 x 515
10.5 -	15 -	21.5 4	38	38
12/24 V DC 100-240 V AC	12/24 V DC 100-240 V AC	12/24 V DC 100-240 V AC	230 V AC	12 V DC (thermoelectrics) 230 V AC (compressor)
35	35	35	75	DC: 47 / AC: 75
0.29 0.61	0.21 0.44	0.44 0.67	- -	3.9 -
	+10°C to -18°C		+10°C to -15°C	DC: to 20°C / AC: +10°C to -15°C
A++	A++	A++	A++	A+
8.5	9.5	10.5	22	22
-	-	-	-	-
-	-	-	-	-
-	9105303708	9105303708	-	-
-	-	-	-	-

*below ambient temperature

4.14 // WAECO Cool-Ice

Ice Boxes



	WCI-13	WCI-22	WCI-33	WCI-42	WCI-55	WCI-70	WCI-85	WCI-85W	WCI-110
Ref. No.	9108400056	9108400060	9108400663	9108400062	9108400067	9108400071	9108400073	9108400215	9108400054
Storage volume (l, approx.)	13	22	33	41	55	68	87	86	111
Dimensions (W x H x D, mm)	388 x 305 x 245	388 x 313 x 365	400 x 360 x 440	635 x 337 x 390	565 x 420 x 485	685 x 420 x 485	835 x 435 x 495	835 x 435 x 495	1050 x 440 x 510
Weight (kg, approx.)	2.8	4.2	5.7	7.5	9.3	10.8	12.7	13.2	15.7



COOL CONVENIENCE ON BOARD

BUILT-IN AND FREE-STANDING FRIDGES

Are you in the market for a new refrigerator? A space-saving fitted model or a free-standing one with ample capacity for a longer cruise? We have put together a collection of cooling solutions that satisfies every need – compact and mid-sized drawer fridges, top loaders using the depth of the cupboard space and free-standing premium refrigerators well equipped like your fridge at home. If you are looking for a smart solution to keep chilled drinks within reach, check out the new Dometic cup/bottle cooler!

Compressor refrigerators

Built-in or free-standing

Take your pick from two attractive product families:

CoolMatic CRX series built-in refrigerators come either with high grade stainless steel or stainless steel effect fronts. A versatile interior and a smart electronics system that controls the speed of the compressor ensures energy savings of up to 25%.

The CoolMatic HDC series was especially for larger yachts and commercial vessels. Designed in all-white, these refrigerators are equipped like a domestic fridge. Four sizes are available for freestanding or under the counter use.

New
Generation!



Compressor drawer fridges

Space-saving and convenient

Everything's shipshape on board, but there's no space for a fridge? Check out our CoolMatic CD 20 / CD 30 built-in drawer fridges. They fit into existing indoor and outdoor storage compartments and are ideal for the flybridge.

The CoolMatic CRD 50 drawer fridge gives you 38.5 litres of well organised cooling space. Brackets hold beverage bottles securely in place and the 2-star freezer compartment can be removed to make room for more refrigerated items.

New
stainless
steel
front



Top loading fridges

Classic and new solutions offered

These coolers are using the depth of the cupboard space. Our top loaders CoolMatic CB 36 / CB 40 provide 36 or 40 litres storage capacity for your provisions. Where space is limited, the cooling unit can be detached and fitted separately.

The new Dometic cup cooler keeps cool drinks within reach. The handy cup holder is mounted flush in the worktop for convenient access.



THE NEW 3-IN-1 REFRIGERATORS

CLEVER ELECTRONICS SAVE ENERGY


The compressor refrigerators in the new CoolMatic CRX series are ingenious, with the patented Dometic design invention, the freezer compartment can simply be pulled out to make room for a larger fridge or freezer. The desired temperature is set on the soft-touch control panel which is mounted flush in the inner wall and elegantly integrates the LED light. There's smart electronics behind it: the system regulates the compressor speed therefore achieving energy savings of up to 25%.

DAME CATEGORY WINNER

NEW!
Cooling, freezing
or both at the
same time



**25% less
energy
consumption!**



3 in 1 system

Flexible use of the cooling space,
thanks to the removable freezer compartment*

* WAECO CoolMatic CRX 50, CRX 65 and CRX 80

NEW SOFT-TOUCH CONTROL PANEL

- Intelligent electronic control of the compressor speed – up to 25% less energy consumption
- Fan speed automatically adjusts to the ambient temperature – minimal noise
- Bright LED light with infrared sensor
- Five different temperature settings
- 2-stage battery protection



Less energy
consumption



Day and night
mode



Quiet



Soft touch control panel



Removable freezer compartment

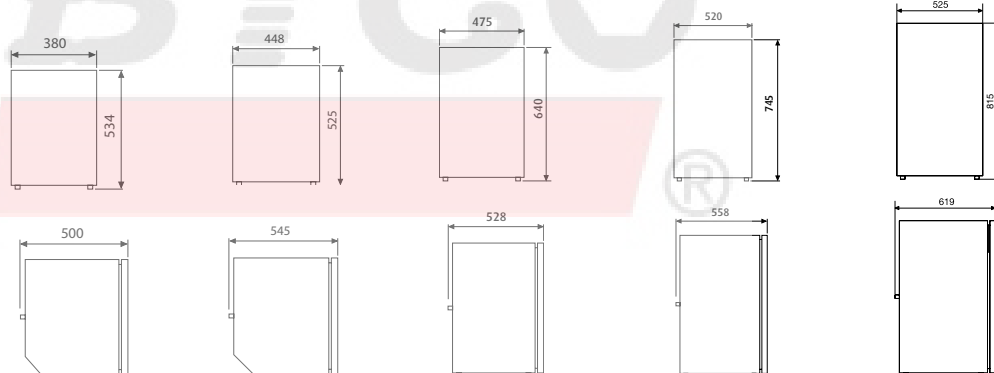
4.24 // WAECO CoolMatic CRX

Compressor refrigerators



CRX 50 CRX 65 CRX 80 CRX 110 CRX 140
Door with **stainless steel effect front** (Easy-to-change décor panel)

Ref. No.	9105305877	9105305879	9105305881	9105306224	9105306237
Dimensions (W x H x D, mm)	380 x 534 x 500	448 x 525 x 545	475 x 640 x 528	520 x 745 x 558	525 x 815 x 620
Storage volume (approx. l) thereof freezer compartment	45 4.4	57 7	78 7.5	104 9	130 11
Connections	12/24 V DC	12/24 V DC	12/24 V DC	12/24 V DC	12/24 V DC / 100–240 V AC
Current consumption (Ah/h) at 12 V at +25°C ambient temperature	1.1	1.14	1.19	1.8	1.9
Average power input (watts, approx.)	40	45	48	50	65
Temperature range (°C, approx.)	+12 to -15				
Energy class	-	-	-	-	A+
Weight (kg)	17	19	21	26	27.5
Optional extras					
Mains adapter MPS 35 110–240 V >24 V	9103555825	9103555825	9103555825	9103555825	-
Standard installation frame	9105303880	9105303885	9105303891	9105303895	9105900001
Flush-mount installation frame	9105303881	9105303886	9105303892	9105303896	9105900003



Built-in dimensions with the appropriate mounting frame, see www.dometic.eu

MY BENEFITS


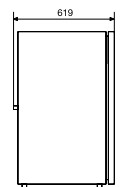

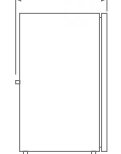
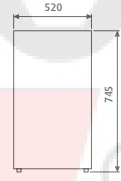
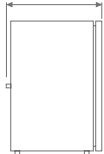
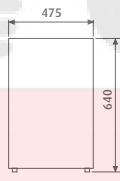
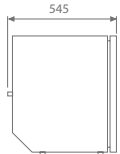
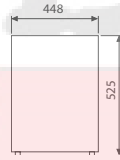
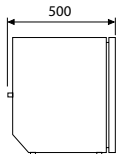
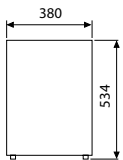
- Choice of five models: from 45 to 130 litres in capacity and with standard or redesigned stainless steel door
- 3-in-1 versatile interior solution. Either full cabinet cooling, freezing or combination (CRX 50, CRX 65 and CRX 80)
- Standard or flush-mount installation frame available as accessory
- Variable speed compressor with three performance levels for efficient, low-noise operation
- Fan speed automatically adjusts to the ambient temperature: full speed at high temperatures, low speed when temperatures are low
- Perfect temperature control due to new designed soft touch control panel
- Door lock with dual function (locking / ventilation)



4.24 // WAECO CoolMatic CRX S



CRX 50S	CRX 65S	CRX 80S	CRX 110S	CRX 140S
Door with stainless steel front (AISI316)				
9105305959	9105305960	9105305961	9105306227	9105306228
380 x 534 x 500	448 x 525 x 545	475 x 640 x 528	520 x 745 x 558	525 x 815 x 620
45 4.4	57 7	78 7.5	104 9	130 11
12/24 V DC	12/24 V DC	12/24 V DC	12/24 V DC	12/24 V DC / 100-240 V AC
1.1	1.14	1.19	1.8	1.9
40	45	48	50	65
		+12 to -15		
-	-	-	-	A+
17	19	21	26	27.5
9103555825	9103555825	9103555825	9103555825	-
9105305676	9105305677	9105305678	9105305679	9105305680
9105305671	9105305672	9105305673	9105305674	9105305675



For optimal utilisation of space on boats: note the bevelled edge on the models CRX 50 and CRX 65. Just like they have been tailor made!



CRX 50, CRX 65 and CRX 80 with removable freezer compartment



Installation with standard or flush-mount frame in robust, non-corroding stainless steel

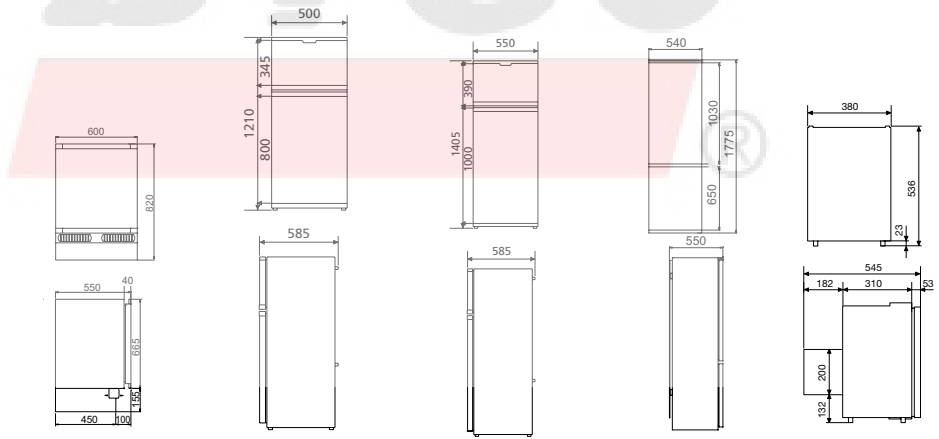
Compressor refrigerators

4.06 // WAECO CoolMatic HDC

4.24 // WAECO CoolMatic CRP



	HDC 155FF	HDC 195	HDC 225	HDC 275	CRP 40	CRP 40S
Ref. No.	9105203894	9105203896	9105203897	9105203898	9105203984	9105204294
Dimensions (W x H x D, mm)	600 x 820 x 550	500 x 1210 x 580	550 x 1405 x 585	540 x 1775 x 550	380 x 536 x 545	380 x 536 x 545
Storage volume (approx. l) thereof freezer compartment	117 17	173 41	228 44	277 75	39 5.3	39 5.3
Connections	12/24 V DC	12/24 V DC	12/24 V DC	12/24 V DC	12/24 V DC	12/24 V DC
Current consumption (Ah/h) at 12 V at +25°C ambient temperature	2.1	2.2	2.4	3.3	1.5	1.5
Average power input (watts, approx.)	32	33	42	52	45	45
Temperature range (°C)	+10 to -18			+12 to -15		
Weight (kg)	32	33	42	52	19	19
Detachable cooling unit	—	—	—	—	•	•
Optional extras						
Mains adapter MPS 35 110–240 V >24 V	—	—	—	—	9103555825	9103555825
Mains adapter 110–240 V >24 V	MPS 50 // 9102600032 MPS 50 // 9102600032 MPS 50 // 9102600032 MPS 80 // 9102600138				—	—
Standard installation frame	—	—	—	—	9105303880	9105305676
Flush-mount installation frame	—	—	—	—	9105303881	9105305671
Stainless steel installation frame	—	—	—	—	—	—



4.15 // Dometic Cup Cooler

Thermoelectric Cup Cooler for boats



Ref. No.	9105330063
Dimensions (W x H x D, mm)	137 x 174 x 174
Connections	12 V DC
Weight (kg, approx.)	0.96



4.24 // WAECO CoolMatic CRD

4.10 // WAECO CoolMatic CD

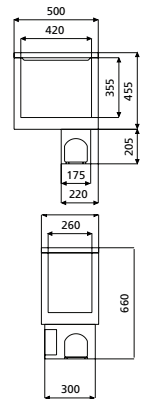
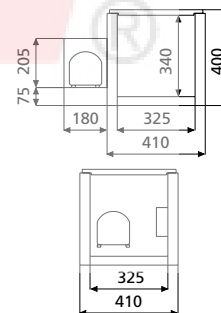
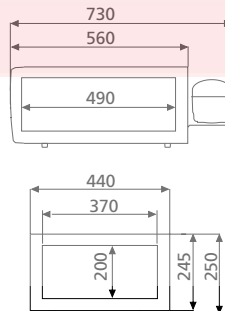
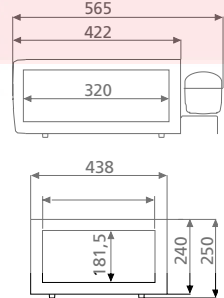
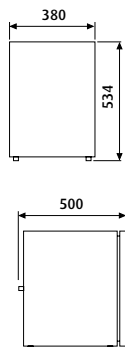
4.12 // WAECO CoolMatic CB



CRD 50	CRD 50S	CD 20 / CD 20W / CD 20S	CD 30 / CD 30W / CD 30S	CB 36	CB 40
9105304081	9105306332	9105330080 (black) 9105330081 (white) 9105330148 (stainless steel)	9105330085 (black) 9105330086 (white) 9105330147 (stainless steel)	9105203899	9105203900

380 x 534 x 500	380 x 534 x 500	438 x 250 x 565	440 x 250 x 730	590 x 400 x 410	500 x 660 x 260
38.5 6	38.5 6	20 -	30 -	36 -	40 -
12/24 V DC	12/24 V DC	12/24 V DC	12/24 V DC	12/24 V DC	12/24 V DC
1.5	1.5	0.8	0.8	0.6	0.7
40	40	40	40	45	45
+12 to -15		+15 to +0	+12 to -2		+10 to -12
20.5	20.5	16.1	18	17	19
-	-	• (1.5 m supply cable)	• (1.5 m supply cable)	-	-

9103555825	9103555825	9103555825	9103555825	9103555825	9103555825
-	-	-	-	-	-
9105303880	9105305676	-	-	-	-
9105303881	9105305671	-	-	-	-
-	-	9105303901	9105303901	-	-





TAILOR-MADE COOLING SOLUTIONS

KEEP EXTRA SPACE ICE-COLD

Where standard units don't fit, tailor-made fridge space must be provided – an easy task with WAECO ColdMachine cooling units. Supplied with pre-charged refrigerant and self-sealing valve couplings, makes installation trouble free. Three different series are available to cater to all applications.

ColdMachine cooling units work with power-regulated compressors. They are powerful, economical and superbly quiet in operation, not sensitive to tilts and ready for connection to 12/24 volts DC. Each series comes with complementary evaporators specifically designed to match the performance of the compressor fitted.

Entry-level units at a great price

WAECO ColdMachine Series 50

Designed for small refrigerator capacities (up to approx. 130 litres) and for use in cool waters

- Equipped with a power-regulated compressor
- Two air-cooled units of different body shapes
- Three evaporator types each designed to precisely match the compressor performance
- Corrosion-resistant stainless steel mounting plate
- Impeccable operation in inclined position




3
evaporator
options
available

Professional units for individual cooling comfort

WAECO ColdMachine Series 80

Designed for small and medium refrigerator capacities (up to approx. 250 litres) and for use in warmer waters

- Equipped with a power-regulated compressor
- Three air-cooled units of different body shapes
- Seven evaporator types and one cold accumulator with automatic programme controller, each designed to precisely match the compressor performance
- Corrosion-resistant stainless steel mounting plate
- Impeccable operation in inclined position



7
evaporator
options
available

Professional units for highest demands

WAECO ColdMachine Series 90

Designed for extra-large refrigerator capacities (up to approx. 400 litres), for deep-freeze cooling (up to approx. 200 litres) and for use in tropical waters

- Equipped with a power-regulated high-performance compressor (25% more cooling power)
- Three air-cooled units of different body shapes
- Three evaporator types and one cold accumulator with automatic programme controller, each designed to precisely match the compressor performance
- Corrosion-resistant stainless steel mounting plate
- Impeccable operation in inclined positions
- With AEO electronics (Adaptive Energy Optimiser)



3
evaporator
options
available

ATTRACTIVELY PRICED PACKAGES

COOLING UNIT + EVAPORATOR

Why bother configuring when you can have a complete package at a nice price? Based on one of our best-selling entry-level cooling units, WAECO ColdMachine CU 55, these two package solutions are fine for smaller refrigerator capacities and for use in cold waters. Package 1 includes an L-shaped evaporator for refrigerator capacities up to 100 litres, package 2 uses an O-shaped evaporator for refrigerator capacities up to 130 litres. Both evaporators are suitable for horizontal or vertical installation.

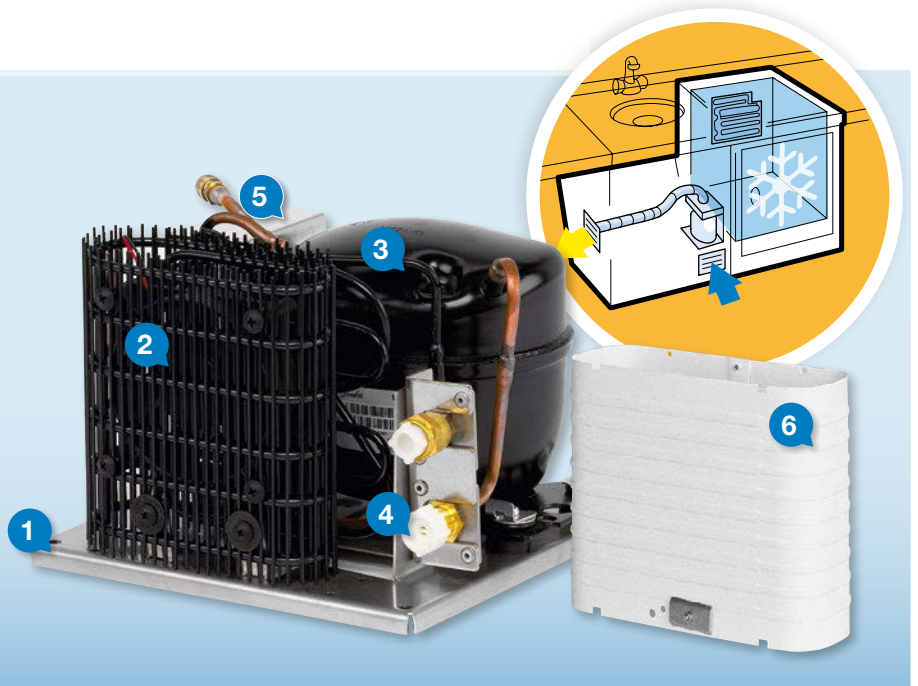


Package 1
Ref. No. 9105305543

Package 2
Ref. No. 9105305544

MY BENEFITS


- 1 Stainless steel plate
- 2 Dynamic cooled ventilated or fin condenser
- 3 Power regulated compressor
- 4 Self sealed couplings
- 5 Dual voltage electronic
- 6 Evaporator



Cooling units

4.07 // WAECO ColdMachine Series 50

4.07 // WAECO ColdMachine Series 80

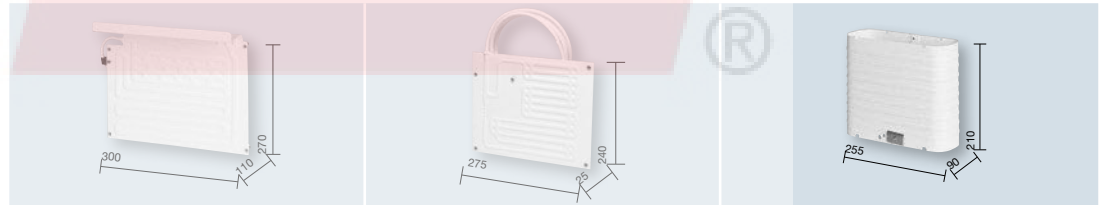


	ColdMachine 54	ColdMachine 55	ColdMachine 84	ColdMachine 85
Ref. No.	9105304106	9105304107	9105304108	9105304110
		Included in Package 1 and 2		
Voltage	12/24 V DC	12/24 V DC	12/24 V DC	12/24 V DC
Dimensions (WxHxD)	386 x 165 x 130 mm	220 x 160 x 220 mm	386 x 160 x 130 mm	220 x 160 x 220 mm
Weight (kg)	6	6.5	6	6
Quality features	Suitable for floor mounting, corrosion-resistant stainless steel mounting plate		Suitable for floor mounting, corrosion-resistant stainless steel mounting plate	
Accessories				
Air exhaust hood with counterpart and 2 m hose, for providing air circulation	-	-	9103540107	9103540107
Mains adapter, 110 – 240 V , 24 V	MPS 35 // 9103555825	MPS 35 // 9103555825	MPS 35 // 9103555825	MPS 35 // 9103555825
Mains adapter EPS 100, 230 V , 24 V	9102600031	9102600031	9102600031	9102600031



Evaporators

4.07 // WAECO ColdMachine Series 50



	L-evaporator VD-01 for Series 50	Plate evaporator VD-02 for Series 50	O-evaporator VD-07 for Series 50
Ref. No.	9105304115	9105304116	9105304121
	Included in Package 1		Included in Package 2
Cooling capacities (l) with 35 mm PU insulation with 50 mm PU insulation	max. 80 max. 100	max. 30 max. 50	max. 100 max. 130
Power input (approx. watts)	35	35	35
Current consumption (Ah/h) with 35 mm PU insulation with 50 mm PU insulation	1.46 1.17	1.31 1.02	1.46 1.17
System	Standard, L-shape evaporator for horizontal and vertical installation, self-sealing valve couplings, flexible connection pipe approx. 2 m, continuously variable thermostat (for external installation, with blue turning dial and LED indicator, white plastic housing), electric supply cord approx. 3 m	Standard, plate evaporator for horizontal and vertical installation, self-sealing valve couplings, flexible connection pipe approx. 2 m, continuously variable thermostat (for external installation, with blue turning dial and LED indicator, white plastic housing), electric supply cord approx. 3 m	Standard O-evaporator for horizontal or vertical installation, self-sealing valve couplings, flexible connection pipe approx. 2 m, continuously variable thermostat (for external installation, with blue turning dial and LED indicator, white plastic housing), electric supply cord approx. 3 m
Dimensions (WxHxD)	300 x 270 x 110 mm	275 x 240 x 25 mm	255 x 210 x 90 mm
Weight (kg)	1.5	1	1.5

4.07 // WAECO ColdMachine Series 90

ColdMachine 86	ColdMachine 94	ColdMachine 95	ColdMachine 96
9105304111	9105304112	9105304113	9105304114
12/24 V DC	12/24 V DC	12/24 V DC	12/24 V DC
220 x 230 x 177 mm	386 x 155 x 130 mm	220 x 155 x 220 mm	220 x 230 x 177 mm
6.5	6	6	6.5
Suitable for floor mounting, corrosion-resistant stainless steel mounting plate	Suitable for floor mounting, corrosion-resistant stainless steel mounting plate, AEO electronics		
9103540107	9103540107	9103540107	9103540107
MPS 35 // 9103555825	MPS 50 // 9102600032	MPS 50 // 9102600032	MPS 50 // 9102600032
9102600031	-	-	-




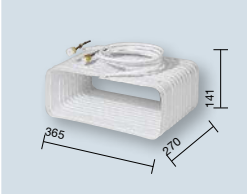


4.07 // WAECO ColdMachine Series 80

Fin evaporator VD-03 for Series 80	L-evaporator VD-04 for Series 80	Plate evaporator VD-05 for Series 80	Plate evaporator VD-18 for Series 80
9105304117	9105304118	9105304119	9105304129
max. 170 max. 200	max. 130 max. 170	max. 130 max. 170	max. 100 max. 150
50	45	45	45
1.88 1.46	1.88 1.50	1.88 1.50	1.88 1.50
Copper-aluminium fin evaporator with large surface due to the cooling fins, for vertical and horizontal installation, self-sealing valve couplings, flexible connection pipe approx. 2.5 m, continuously variable thermostat (for external installation, with blue turning dial and LED indicator, white plastic housing), electric supply cord approx. 3 m	Standard, L-shape evaporator, self-sealing valve couplings, flexible connection pipe approx. 2 m, continuously variable thermostat (for external installation, with blue turning dial and LED indicator, white plastic housing), electric supply cord approx. 3 m	Standard plate evaporator, self-sealing valve couplings, flexible connection pipe approx. 2 m, continuously variable thermostat (for external installation, with blue turning dial and LED indicator, white plastic housing), electric supply cord approx. 3 m	Standard plate evaporator, self-sealing valve couplings, flexible connection pipe approx. 2 m, continuously variable thermostat (for external installation, with blue turning dial and LED indicator, white plastic housing), electric supply cord approx. 3 m
380 x 230 x 82 mm	375 x 285 x 120 mm	375 x 350 x 25 mm	375 x 250 x 25 mm
2	1.5	1.5	1.5

4.07 // WAECO ColdMachine Series 80

4.07 // WAECO ColdMachine Series 90


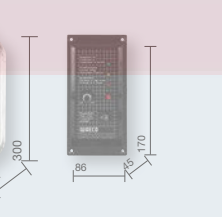
Evaporators

				
	Angle evaporator VD-08 for Series 80	O-evaporator VD-09 for Series 80	Circulating air evaporator VD-15 for Series 80	Circulating air evaporator VD-14N for Series 90
Ref. No.	9105304122	9105304123	9105304126	9105304125
Cooling capacities (l) with 35 mm PU insulation with 50 mm PU insulation	max. 160 max. 180	max. 160 max. 180	max. 200 max. 250	max. 300 max. 400
Power input (approx. watts)	60	60	60	80
Current consumption (Ah/h) with 35 mm PU insulation with 50 mm PU insulation	2.50 2.00	2.25 1.75	2.00 1.50	3.33 2.33
System	Standard angle evaporator, self-sealing valve couplings, flexible connection pipe approx. 2 m, continuously variable thermostat (for external installation, with blue turning dial and LED indicator, white plastic housing), electric supply cord approx. 3 m	O-evaporator for vertical and horizontal installation, self-sealing valve couplings, flexible connection pipe approx. 2 m, continuously variable thermostat (for external installation, with blue turning dial and LED indicator, white plastic housing), electric supply cord approx. 3 m	High-performance circulating air evaporator in a white plastic housing, with brushless fan, fast cooling through circulating air operation, self-sealing valve couplings, flexible connection pipe approx. 2.5 m, continuously variable thermostat integrated in the evaporator housing	High-performance circulating air evaporator, especially effective due to enlarged surface area. Radial fan with enhanced ventilation capacity, continuously variable room thermostat for optimal temperature distribution in the refrigeration compartment. Ease of installation with self-sealing valve couplings and flexible connection pipe (approx. 2.5 m). Sturdy, white plastic housing.
Dimensions (W x H x D)	465 x 270 x 360 mm	365 x 141 x 270 mm	220 x 275 x 80 mm	250 x 310 x 90 mm
Weight (kg)	2.0	2.0	2.0	2.0


4.07 // WAECO ColdMachine Series 80 / 90

4.07 // WAECO ColdMachine

Cold accumulators


		
	VD-06 for Series 80	VD-06 for Series 90
Ref. No.	9105304120	9105304120
Cooling capacities (l) with 35 mm PU insulation with 50 mm PU insulation	max. 120 max. 200	max. 200 max. 250
Power input (approx. watts)	65	80
Battery load	At one charge/discharge cycle per day = 10 watts/hour	
Charging time	approx. 1.5 hours	
Discharging time	8 to 18 hours (without compressor operation)	
System	Stainless steel cold accumulator with integrated high-performance fin evaporator, self-sealing valve couplings, continuously variable with TEC electronic controller	
Pipe length (m)	2.5	2.5
Dimensions (W x H x D)	380 x 300 x 62 mm	380 x 300 x 62 mm
TEC electronic controller	86 x 170 x 45 mm	86 x 170 x 45 mm
Weight (kg)	5	5

Compact cooling unit [®]

	
	CS-NC15
Ref. No.	9105304104
Cooling capacities (l) with 35 mm PU insulation with 50 mm PU insulation	max. 200 max. 250
Voltage	12/24 V DC
Power input (approx. watts)	60
Current consumption (Ah/h) with 35 mm PU insulation with 50 mm PU insulation	2.00 1.50
System	Fully hermetic compressor with control electronics and integrated low-voltage protection, low-voltage cut-off, electronic reverse pole protection, brushless DC fan, fin condenser, high-performance air circulating fin evaporator in white plastic housing with brushless fan, rapid chill capability with circulating air operation
Weight (kg)	8.5

4.07 // WAECO ColdMachine Series 90

Evaporators



Air circulating deep-freeze evaporator VD-16 for Series 90


Plate evaporator VD-21 for Series 90

Ref. No.	9105304128	9105304130
Cooling capacities (l) with 50 mm PU insulation with 100 mm PU insulation	max. 130 max. 200	max. 250 (normal refrigeration) / 100 (deep-freezing) max. 300 (normal refrigeration) / 150 (deep-freezing)
Power input (approx. watts)	60	60
Current consumption (Ah/h) with 50 mm PU insulation with 100 mm PU insulation	2.75 2.00	2.50 normal (refrigeration) / 3.00 (deep-freezing) 2.00 normal (refrigeration) / 2.00 (deep-freezing)
System	High-performance air circulating fin evaporator in a transparent plastic housing, self-sealing valve couplings, flexible connection pipe approx. 2.5 m, continuously variable deep-freeze thermostat integrated in the evaporator housing	Standard plate evaporator with large surface, self-sealing valve couplings, flexible connection pipe approx. 2 m, continuously variable thermostat (for external installation, with blue turning knob and LED indicator, white plastic housing), for refrigeration and deep-freezing

Dimensions (W x H x D)	330 x 280 x 145 mm	1373 x 305 x 10 mm
Weight (kg)	2.5	4.0

3.17 // WAECO CoolPower

Electronic accessories for coolers and refrigerators



	M50U	804 K	EPS 817	EPS 100	MPS 35	MPS 50	MPS 80
	Voltage monitor for 12-volt applications	Voltage converter 24 volts > 12 volts	Mains adapter for connecting thermoelectric 12-volt cooling appliances	Mains adapter for connection of 12-/24-volt compressor cooling appliances to the 230-volt mains systems	Mains adapter for connection of 12-/24-volt compressor cooling appliances to 110 – 240-volt mains systems	Mains adapter for connection of 12-/24-volt compressor cooling appliances to 110 – 240-volt mains systems	Mains adapter for connection of 12-/24-volt compressor cooling appliances to 110 – 240-volt mains systems
Ref. No.	9105303854	9103555790	9102600030	9102600031	9103555825	9102600032	9102600138
Input voltage	–	20 – 30 V DC	230 V AC/50 Hz	230 V AC	110 – 240 V AC	110 – 240 V AC	110 – 240 V AC
Output voltage	–	12.5 V DC ±10 %	13 V DC	25 V DC	25 V DC	27 V DC	27 V DC
Continuous load	–	4 A/48 watts	6 A	–	–	–	–
Battery voltage	–	60 mA	60 mA	12/24 V DC	12/24 V DC	12/24 V DC	12/24 V DC



MOBILE ENERGY SYSTEMS

THE COMFORTS OF HOME ON BOARD

Enjoy your cruise with all the comforts of home. Mobile energy systems from Dometic WAECO guarantee a perfect power supply on board. Lightweight and compact battery chargers keep the batteries in good trim. Sine wave inverters deliver 230 volts AC power for your comfort equipment. The heavy-duty generator makes you independent of a mains hook-up or on-board supply.

Battery chargers

WAECO PerfectCharge MCP / MCA

State-of-the-art charging technology – ultra-compact, installation-friendly and easy to use. Ideal for demanding start-stop batteries: the new battery chargers in the PerfectCharge MCP series with self-explanatory one-button operation. The well proven MCA series provides sophisticated charging technology at a good price.



Inverters

WAECO SinePower, PerfectPower, PocketPower

230 volts on board – for laptops, espresso machines and more. Depending on the type of appliance, you can choose a WAECO inverter with modified sine voltage, or opt for a pure sine wave inverter.



WAECO CombiPower

Limited shore-side power supply? CombiPower boosts the external energy source with energy from the battery or takes over the power supply if the external source fails.

Generator, battery care and more

Dometic BLUTEC, WAECO PerfectBattery, Dometic MPC

The Dometic generator ensures a reliable power supply wherever mains power is unavailable. WAECO PerfectBattery accessories keep batteries in shipshape condition, even after long periods of standstill. The Dometic MPC battery controller keeps an eye on the batteries, checking the load, the charge currents and the charging status.



MOBILE 12-VOLT BATTERY CHARGERS

SIMPLE CHARGING

Speed and accuracy are the hallmarks of the new 12 volt premium chargers in the WAECO PerfectCharge MCP series. In addition to charging, they can also be used for power supply jobs in the workshop. Designed for convenient one-button operation, they feature a microprocessor controlled, 8-step charging curve that even gives heavy-duty start-stop batteries an optimal charge. A practical wall cradle holding the charger, the cables and up to four battery indicators keeps the compact gadgets ready-to-hand. The delivery kit also includes a 12-volt cable which can be used to recharge flagging batteries from the cigarette lighter socket.

NEW!

MY BENEFITS

- For all common types of batteries
- Process controlled, optimised charging characteristics, automatically adapts to the battery's charging condition
- Advanced 8-step charging characteristics
- Self-explanatory one-button operation
- Integrated cable management
- Supplied with a vast range of accessories: 12-volt cigarette lighter cable, cable with battery clamps, cable with lug terminals
- Separate, independent battery indicator and practical wall bracket available as accessories

DIESEL GENERATOR – COMPACT POWERHOUSE



With a continuous output of 3.5 kilowatts the BLUTECH 40D will easily power two self-contained air conditioners. Precision quartz technology delivers pure sine wave voltage that's ideal for even sensitive electronic devices. An additional 12-volt output is available for charging the starter battery.

MY BENEFITS

- High continuous output
- Suitable as a power source for Dometic air conditioners
- Low weight, small footprint
- Robust design with stainless steel housing
- User-friendly digital control panel
- Diesel fuel









3.16 // WAECO PerfectCharge MCA / IU

IU0U-
Automatic chargers

	MCA 1215	MCA 1225	MCA 1235	MCA 1250	MCA 1280	MCA 2415
Ref. No.	9102500027	9102500028	9102500029	9102500030	9102500031	9102500032
Ref. No. UK	9102500046	9102500047	9102500048	9102500049	9102500050	9102500051
Charge outputs	1 + 1	2 + 1	2 + 1	3	3	2
Recommended battery capacity (Ah)	40 – 170	75 – 300	100 – 400	150 – 600	200 – 800	40 – 170
Charging current (A)	15	25	35	50	80	12.5
Dimensions (W x H x D, mm)	179 x 63 x 238	179 x 63 x 238	179 x 63 x 274	208.5 x 75 x 283	208.5 x 75 x 303	179 x 63 x 238
Optional extras						
Temperature sensor MCA-TS1	9102500036	9102500036	9102500036	9102500036	9102500036	9102500036
Remote control MCA-RC1	9102500037	9102500037	9102500037	9102500037	9102500037	9102500037
Controller MPC 01	9102500073	9102500073	9102500073	9102500073	9102500073	-
Hella sensor MCA-HS1	9102500038	9102500038	9102500038	9102500038	9102500038	-
BI 01 Battery indicator	-	-	-	-	-	-
Wall mount	-	-	-	-	-	-

3.30 // WAECO SinePower

Sine wave inverters /
Inverters with
modified AC voltage

	MSI 212 / MSI 224	MSI 412 / MSI 424	MSI 912 / MSI 924	MSI 1312 / MSI 1324	MSI 1812 / MSI 1824	MSI 1812T / MSI 1824T
Ref. No. 12 V	9102600124	9102600126	9102600111	9102600113	9102600115	9102600117
Ref. No. 24 V	9102600125	9102600127	9102600112	9102600114	9102600116	9102600118
Ref. No. 12 V UK	9102600139	9102600141	9102600033	9102600035	9102600037	9102600039
Ref. No. 24 V UK	9102600140	9102600142	9102600034	9102600036	9102600038	9102600040
Input voltage (V DC)	12 (11 – 15 V) 24 (22 – 30 V)	12 (11 – 15 V) 24 (22 – 30 V)	12 (10,5 – 16 V) 24 (21 – 32 V)	12 (10,5 – 16 V) 24 (21 – 32 V)	12 V (10,5 – 16 V) 24 (21 – 32 V)	12 (10,5 – 16 V) 24 (21 – 32 V)
Output voltage (V AC)/ shape	230 / pure sine wave 	230 / pure sine wave 	230 / pure sine wave 	230 / pure sine wave 	230 / pure sine wave 	230 / pure sine wave 
No-load current input (A)	0.6 / 0.5	0.6 / 0.5	1.8 / 1.0	2.1 / 1.1	2.1 / 1.1	2.1 / 1.1
Dimensions (W x H x D, mm)	124 x 49 x 199	124 x 49 x 199	197.5 x 94.3 x 291	197.5 x 94.3 x 324.6	197.5 x 94.3 x 376	197.5 x 94.3 x 406
Optional extras						
DC connection cable	-	-	9102700001	9102700002	9102700002	9102700002
Standard remote control MCR-9	-	-	9102600026	9102600026	9102600026	9102600026
Convenience remote control MCR-7	-	-	9102600001	9102600001	9102600001	9102600001
Mains priority circuit VS-230	-	-	9103556043	9103556043	-	-


3.16 // WAECO PerfectCharge MCP

3.16 // WAECO PerfectCharge Charging converters

MCA 2425	MCA 2440	IU 812	MCP 1204	MCP 1207	DC 08	DC 20	DC 40
9102500033 9102500052	9102500034 9102500053	9103555791	9102500070	9102500071	9102500055	9102500045	9102500056
3	3	1	1 (very flexible thanks to plug connector)		-	-	-
75 – 300	100 – 400	-	Charging: 7 – 110 / maintenance charging: 7 – 180	Charging: 15 – 160 / maintenance charging: 15 – 250	-	-	-
25	40	8	4	7	8	20	40
208.5 x 75 x 283	208.5 x 75 x 303	120 x 70 x 200	90 x 55 x 220	90 x 55 x 250	115 x 70 x 100	115 x 70 x 160	115 x 70 x 270
9102500036	9102500036	-	-	-	-	-	-
9102500037	9102500037	-	-	-	-	-	-
-	-	-	-	-	-	-	-
-	-	-	-	-	-	-	-
-	-	-	9102500078	9102500078	-	-	-
-	-	-	9102500079	9102500079	-	-	-

BI 01 Battery indicator

- Convenient capacity display for lead-acid batteries
- Direct connection option makes it ideal for use with MCP 1204 and MCP 1207



3.29 // WAECO
PocketPower
Smart inverter

3.18 // WAECO
PerfectPower

MSI 2312T / MSI 2324T	MSI 3512T / MSI 3524T	SI 102	PP 152 / PP 154	PP 402 / PP 404	PP 602 / PP 604	PP 1002 / P 1004	PP 2002 / PP 2004
9102600119 9102600120	9102600121 9102600122	9105303816	9105303791 9105303794	9105303796 9105303799	9105303801 9105303804	9102600002 9102600028	9102600027 9102600029
9102600041 9102600042	9102600043 9102600044		9105303792 9105303795	9105303797 9105303800	9105303802 9105303805	9102600003 9102600004	9102600005 9102600006
12 (10 – 16 V) 24 (20 – 32 V)	12 (10 – 16 V) 24 (20 – 32 V)	12 (11 – 15 V)	12 (11 – 15 V) / 24 (22 – 30 V)				
230 / pure sine wave	230 / pure sine wave	230 / modified sine wave	230 / modified sine wave				
3.1 / 1.5	2.7 / 1.3	< 0.4	0.25	0.25	0.25	< 0.8	< 1.5
283 x 128.4 x 436	283 x 128.4 x 496	67 x 43 x 125	129 x 71 x 177	129 x 71 x 192	129 x 71 x 237	176 x 95 x 338	176 x 95 x 443
9102700004	on request	-	-	-	-	9102700005	9102700006
9102600026	9102600026	-	-	-	-	9102600026	9102600026
9102600001	9102600001	-	-	-	-	-	-
-	-	-	-	-	-	-	-

Battery conditioner

3.28 // WAECO PerfectBattery



BC 100

Ref. No.	9102500044
Input voltage (V AC)	230 (180 – 253 V)
End-of-charging voltage (V DC)	13.8
Maximum charging current (A)	1.0
Dimensions (W x H x D, mm)	70 x 100 x 60
Weight (approx. kg)	0.45

Battery refresher

3.28 // WAECO PerfectBattery

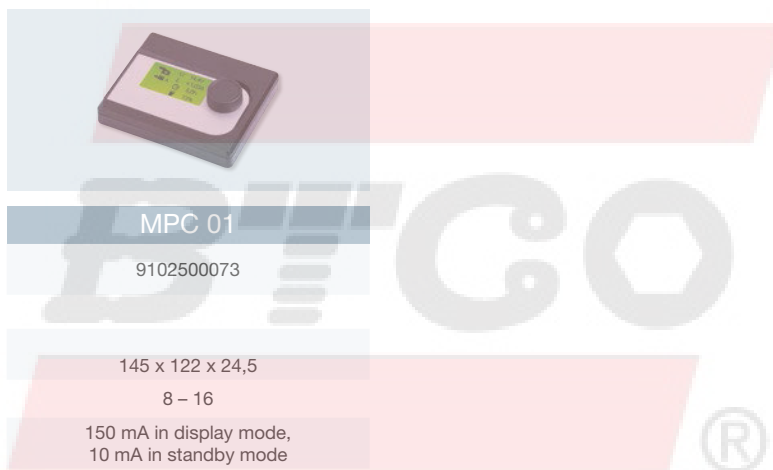


BR 12

Ref. No.	9103556045
Input voltage (V AC)	12
Cut-in voltage (V)	> 12.6 ± 0.2
Stand-by current (mA)	< 0.2
Dimensions (W x H x D, mm)	100 x 67 x 25
Weight (kg)	0.12

Intelligent battery management system

3.16 // Dometic MPC 01



MPC 01

Ref. No.	9102500073
Dimensions incl. knob (W x H x D, mm)	145 x 122 x 24,5
Input voltage (V DC)	8 – 16
Current consumption	150 mA in display mode, 10 mA in standby mode

Voltage converters

3.18 // WAECO PerfectPower



	DCDC 10	DCDC 20	DCDC 10	DCDC 20	DCDC 40
Ref. No.	9102500057	9102500058	9102500061	9102500059	9102500060
Input voltage (V DC)	12	12	24	24	24
Input voltage range (V DC)	8 to 16	8 to 16	20 to 32	20 to 32	20 to 32
Output current (A)	10	20	10	20	40
Output voltage (V)	27.6 ± 0.1	27.6 ± 0.1	27.6 ± 0.1	13.8 ± 0.1	13.8 ± 0.1
Energy efficiency (%)	87	87	87	87	87
Ripple & Noise (mA)	40	40	40	20	20
Dimensions (W x H x D, mm)	115 x 70 x 155	115 x 70 x 240	115 x 70 x 140	115 x 70 x 155	115 x 70 x 240
Weight (kg)	1.2	1.9	1	1.2	1.9
Test mark	e-certified (Automotive EMC Directive)				

3.30 // WAECO CombiPower

Sine wave inverter with integrated automatic battery charger



2012 / 2024

Ref. No.	9102600104 (12 V) / 9102600105 (24 V)
Dimensions (W X H X D)	490 x 145 x 285 mm
Weight (approx. kg)	14
Test marks	e-certified (Automotive EMC Directive)
Type of protection	Equivalent to IP 21
Technical data inverter	
Input voltage (V DC)	12 (10 – 16 V) 24 (20 – 32 V)
Output voltage/curve (V AC)	230 / pure sine wave ~
Output frequency (Hz)	50/60
Continuous power (W)	2000
Peak output (W, 3 sec)	3000
Transfer power (V / A)	230 / 50
Transfer time	< 10 msec.
Technical data automatic battery charger	
Charging characteristic	IU0U 6-step
Input voltage range (V AC)	207 – 253
Frequency range (Hz)	47 – 63
Adjustable charging current (A)	30 – 100 (12 V) / 15 – 50 (24 V)
End-of-charging voltage (V DC)	14.4 – 14.7 (12 V) / 28.8 – 29.4 (24 V)
Float charging voltage (V DC)	13.6 (12 V) / 27.2 (24 V)
Second charger output (starter battery, A)	5
Cooling	Speed controlled fans

Generator

3.39 // Dometic BLUTECH



BLUTECH 40D

Ref. No.	9102900202
Output voltage / curve	230 V AC ± 10% (continuous) / pure sine voltage ~
Total distortion factor	1%
Frequency (Hz)	50 ± 1%
Max. starting current (A)	45
Continuous power (W)	3500
Peak output (W)	4000
Engine output (kW)	4.5 (6.1 PS)
Fuel	Diesel
Consumption (l/h)	max. 1.3
Noise level	54 dBA
Insulation class	H
Oil capacity (l)	1.1
Dimensions (W x H x D)	570 x 528 x 406 mm
Weight (kg)	85
Quality features	Remote control, noise-insulated stainless steel housing, additional 12-volt output for DC appliances and battery charging, automatic low-oil cut-off, protected against overload and short circuit
Essential accessory	
Installation kit	9102900035



MOBILE KITCHEN CONCEPTS

COOKING, BAKING AND WASHING UP ON BOARD

Admittedly, kitchens in boats are far smaller than your kitchen at home, but they can be just as well-equipped. Comfort specialist Dometic has designed everything you need for a well functioning mobile kitchen. Choose from a wide range of gas or alcohol powered cookers, ovens and grills, you will also find built-in sinks or hob/sink combinations. What would a (mobile) kitchen be without such handy additions like a cooker hood or a coffee machine?

Ovens, outstanding features and design

Why do without familiar ways of cooking food just because you're at sea? Dometic gas stoves and ovens satisfy the desires of even the most demanding cooks. They're visually stunning as well: MoonLight models impress with a mirror-polished glass surface, Dometic SunLight and StarLight feature an extra-narrow footprint.

Alcohol cookers are traditionally considered as the safest way to cook afloat. They work without pressure, are pleasantly quiet and take up little galley space.



Cookers, sinks and combination units

Cooking with gas is fast and it's the favourite cooking method of all professional cooks because the strength of the flame can be regulated precisely. The Dometic range includes built-in and freestanding models with up to three burners.

Large range of sinks and combination units accommodating both hob and sink in the smallest possible space.

Alcohol cookers from Dometic have been successful in the marketplace for more than 25 years – highly appreciated for their long burning times and functional design in non-corroding stainless steel.



Upgrade your galley

Washing up or cleaning the floor, all of these essential tasks on board can be done in complete comfort and convenience. With Dometic accessories specially developed for mobile use. The range includes everything from cooker hoods to vacuum cleaners and spray cleaners for different materials.

Fancy a cup of coffee or tea? There's even an electric kettle and a coffee maker.



GAS COOKER WITH GLASS SURFACE

ALSO A VISUAL DELIGHT

Brilliant appearance, effortless cleaning – the MoonLight cookers range (2-flame or 3-flame) turn cooking, baking or grilling into a true aesthetic experience. They have mirror-smooth surfaces made of heat-resistant safety glass that reflects the blue light of the burner flames. The exceptional design of the control elements adds stylish accents to the front panel, which integrates a transparent door for the oven and grill. Pots and pans rest on stainless steel grids. Pots and pans rest on stainless steel grids

Dometic
MoonLight TWO / THREE



MY BENEFITS

- Easy-to-clean surface made of heat-resistant safety glass
- 2 or 3 burner hob with pot holders
- 28 or 30 litre gas oven with grill
- Transparent door with safety lock
- With electrical ignition and interior light in oven



Gas

- | | | |
|------------------------------|--|----------------------------|
| 1 Burner | 4 Interior light | 7 Glass top surface |
| 2 Electrical ignition | 5 Transparent door with safety lock | 8 Gimbals included |
| 3 Potholders | 6 Lock for gimbals | |

MY BENEFITS

- Outstanding energy efficiency – fast cooking
- Precise flame regulation – absolute control over the cooking power
- High-quality stainless steel
- Safety ignition system
- Dometic EK 1600 / Dometic EK 3200: can be used with gimbals, permanently installed or as a free-standing unit



Gas

FREE-STANDING GAS COOKERS

HIGH-QUALITY DESIGN IN STAINLESS STEEL

The one or two burner cookers offer an output of 1600 watts per burner, and come equipped with a safety ignition system, heat shield, adjustable pot holder and an easy-to-clean stainless steel surface. They can be permanently installed in the pantry or galley, but can also be used as free-standing units on deck. For those who need it, it's easy to add a (gimballed) suspension that's available as an optional accessory.



3.33 / 3.32 // Alcohol stoves – free-standing

3.32 // Alcohol oven /stove






Alcohol Stoves

				
	ORIGO 5100	ORIGO ONE	ORIGO TWO	ORIGO 6000
Ref. No.	9103303920	9103303977	9103303978	9103303922
Burning time	approx. 5 hours	approx. 4.5 hours	approx. 4.5 hours	approx. 4.5 hours
Burner capacity	1500 W	2000 W	2000 W per burner	2000 W per burner
Boiling time (in minutes for 1 litre of water)	15	10	10	10
Tank capacity (litres per tank)	1.2	1.2	1.2	1.2
Dimensions (W x H x D) incl. gimbals	285 x 150 x 285 mm	237 x 165 x 300 mm	464 x 165 x 300 mm	465 x 562 x 335 mm
Built-in dimensions (W x H x D)	-	273 x 228 x 300 mm	500 x 228 x 300 mm	-
Weight (kg)	2.5	2.9	5.8	28.8
Optional extras				
Potholder	-	9103303828	9103303828	9103303980
Cutting board	-	9103303829	9103303829	9103303985
Glass lid	-	-	-	-
Fuel tank	9103303994	-	-	9103303993
Rubber gasket	-	-	-	-
Flame spreader	-	-	-	-
Gimbal	-	9103303827	9103303827	-

Stoves / Cooker /
oven combinations /
Ovens

3.38 // Gas cooker

3.37 // Gas cooker

					
	PI2232M	PI8062M	PI8063M	EK 1600	EK 3200
Ref. No.	9102300032	9102300008	9102300009	9103300517	9103300518
Cooker output	1 x 1 kW; 1 x 1.8 kW	1 x 1 kW; 1 x 1.8 kW	1 x 1 kW; 2 x 1.8 kW	1.6 kW	2 x 1.6 kW
Oven output	-	-	-	-	-
Grill output	-	-	-	-	-
Gas consumption					
Cooker	204 g/h	204 g/h	335 g/h	115 g/h	230 g/h
Oven	-	-	-	-	-
Grill	-	-	-	-	-
Gas supply pressure	30 mbar	30 mbar	30 mbar	30 mbar	30 mbar
Oven capacity (litres)	-	-	-	-	-
Dimensions (W x H x D, mm)	380 x 90 x 280	480 x 90.5 x 370 466 x 358 (built-in, W x D)	560 x 90.5 x 440 546 x 428 (built-in, W x D)	281 x 245.7 x 262 (with gimbals) 237 x 71.1 x 262 (without gimbals)	508 x 245.7 x 262 (with gimbals) 464 x 71.1 x 262 (without gimbals)
Weight (kg)	1,7	3,6	5,2	2,9	4,2
Optional extras					
Gimbal	-	-	-	9103303826	9103303826
Grill pan	-	-	-	-	-

3.32 // Alcohol stoves, built-in

ORIGO 2000	ORIGO 4100	ORIGO A100	ORIGO A200
9103303884	9103303890	9103303935	9103303937
approx. 4.5 hours	approx. 4.5 hours	approx. 4.5 hours	approx. 4.5 hours
2000 W	2000 W per burner	2000 W	2000 W per burner
10	10	10	10
1.2	1.2	1.2	1.2
396 x 150 x 377 mm	623 x 150 x 377 mm	270 x 160 x 365 mm	500 x 160 x 365 mm
345 x 140 x 325 mm	575 x 140 x 325 mm	255 x 150 x 340 mm	485 x 150 x 340 mm
5.8	8	3.5	7
9103303981	9103303981	9103303982	9103303982
9103303987	9103303986	-	-
9103303990	9103303989	9103303992	9103303991
9103303993	9103303993	9103303993	9103303993
9103303995	9103303995	-	-
9103303996	9103303996	-	-
-	-	-	-

3.37 // Gas cooker / oven combinations

3.38 // Gas ovens

SunLight	StarLight	MoonLight TWO	MoonLight THREE	OG 2000	OG 3000
9103303823	9103303822	9103303824	9103303825	9103303710	9103303709
1 x 2.2 kW; 1 x 1.8 kW	1 x 2.2 kW; 1 x 1.8 kW	1 x 2.2 kW; 1 x 1.8 kW	1 x 2.2 kW; 1 x 1.8 kW, 1 x 1 kW	-	-
1.1 kW	1.1 kW	1.2 kW	1.2 kW	1.2 kW	1.2 kW
-	1.3 kW	1.6 kW	1.6 kW	1.6 kW	1.6 kW
291 g/h 80 g/h	291 g/h 80 g/h 100 g/h	291 g/h 87 g/h 116 g/h	364 g/h 87 g/h 116 g/h	- 87 g/h 116 g/h	- 87 g/h 116 g/h
30 mbar	30 mbar	30 mbar	30 mbar	30 mbar	30 mbar
28	28	28	30	20	30
448.6 x 397.5 x 356.9 475 x 429.5 x 356.9 (incl. semi-gimbal suspension)	448.6 x 507.5 x 356.9 475 x 539.5 x 356.9 (incl. semi-gimbal suspension)	500 x 390 x 395 525 x 457 x 395 (incl. semi-gimbal suspension)	473 x 435,4 x 470 501 x 500 x 470 (incl. semi-gimbal suspension)	530 x 310 x 410 504 x 283 x 460 (built-in)	530 x 430 x 415 500 x 410 x 460 (built-in)
20	23	20	21	13.2	19.5
-	-	-	-	-	-
-	9103303862	-	-	-	-

Built-in hob/sink combinations / Sinks**3.38 // Built-in hob/sink combinations****3.38 // Built-in sinks with glass lid**

	HS 2420R / HS 2420L	HS 2460R / HS 2460L	SNG 420	SNG 4237	SNG 4245
Ref. No.	HS 2420R 9103301742 (sink right) HS 2420L 9103301754 (sink left)	HS 2460R 9103301747 (sink right) HS 2460L 9103301752 (sink left)	9102305032	9102305034	9102305030
Cooker output	1 x 1 kW; 1 x 1.8 kW	1 x 1 kW; 1 x 1.8 kW	–	–	–
Gas consumption	204 g/h	204 g/h	–	–	–
Gas supply pressure	30 mbar	30 mbar	–	–	–
Dimensions (W x H x D, mm)	600 x 120 x 420	490 x 1211 x 460	(Ø x H): 420 x 149	420 x 145 x 370	420 x 145 x 440
Built-in dimensions (W x D, mm)	566 x 386	456 x 426	(Ø): 400	405 x 355	405 x 425
Weight (kg)	2.5	2.5	3.5	2.9	3.35
+ Optional extras					
Tap AC 539 (Plastic, colour: chrome)	9102300076	9102300076	9102300076	9102300076	9102300076
Tap AC 537 (Brass, colour: chrome)	9102300077	9102300077	–	–	–

**Grill / Cooker hood /
Electric kettle /
Coffee maker****3.38 // Grill****3.36 // Dometic CK 2000****3.14 // WAECO
PerfectKitchen****3.13 // WAECO PerfectCoffee**

	PI7093	CK 2000	MCK750	MC 052 / 054
Ref. No.	9102302153	9107300002	9103533003 (12 V) 9103533004 (24 V)	9103533013 (12 V) 9103533014 (24 V)
Voltage	230 V AC	12 V DC	12 or 24 V DC	12 or 24 V DC
Capacity	–	38/45 m ³ /h	approx. 0.75 litres	5 cups (625 ml)
Dimensions (W x H x D)	533.4 x 101.6 x 304.8 mm	400 x 56 x 280 mm	190 x 205 x 125 mm (incl. fixing kit)	240 x 270 x 155 mm (incl. fixing kit)
Built-in dimensions (W x D)	501.7 x 295.3 mm	–	–	–
Scope of delivery	–	–	Fixing kit for wall or desk mounting	Glass pot, fixing kit for wall or desk mounting
+ Optional extras				
Active carbon filter (2-pack)	–	9107300007	–	–


Safe**3.34 // Dometic SAFE****Dometic SAFE 310C**

Ref. No.	9106600543
	Safe with mechanical locking system

Vacuum cleaners

3.31 // WAECO PowerVac

3.31 // Dometic CV



	WAECO PowerVac PV 100	Dometic CV 1004
Ref. No.	9103500212	9103501126
	Wet/dry vacuum cleaner with 12-volt rechargeable battery	Central vacuum cleaning system
Optional extras		
Dometic VacPort	-	9103501127

Dometic VacPort

- Installation at floor level – preferably in dirt-intensive areas
- Automatic activation and deactivation by opening or closing of the vacuum slot
- Two integrated LEDs for illumination of the floor area
- Accessories for installation included



Cleaners

7.03 // Clean&Care



	Clean&Care	Clean&Care	Clean&Care	Clean&Care
Ref. No.	9103501145	9103501173	9103501159	9103501131
Description	Hygiene cleaner	Stainless steel cleaner	BBQ and oven cleaner	Awning and boat cover cleaner
Quality features	Antibacterial bio-alcohol, spray cleaner – ideal for vertical surfaces, also for refrigerators (eliminates minor ice build-up)	Ideal for Dometic hobs and sinks, easily removes fat and grease, streak-free shine	Effectively removes burnt-on food or grease, gel cleaner – holds vertically, neutral odour – and gentle cleaning	Quickly removes even the most persistent dirt, simple brush application, eliminates bad odours
Content	500 ml	500 ml	500 ml	650 ml

WARNING – Flammable liquid and vapour. Causes serious eye irritation.

WARNING – Causes skin irritation. Causes serious eye damage.

WARNING – Causes serious eye damage.



DOMETIC SANITATION SYSTEMS

TECHNOLOGY YOU CAN TRUST

Dometic provides toilet solutions for every size of boat and every demand on comfort. Electric toilets with macerator system and portable toilets for confined spaces are presented in this catalogue. To view the full range, including Dometic's water saving vacuum flush toilets, scan the QR code next to this text.

For reliable and odour-free waste discharge Dometic offers a well engineered holding tank system that is easy to install, easy to use and compliant with ISO 8099 standards.



Toilets

Dometic MasterFlush electric macerator toilets install quickly and easily. They are low-noise and offer great flushing performance and are ideal for connecting to a holding tank, which may also be located further away.

New in the MasterFlush range are two seawater models with an external pump for especially quiet operation.

Dometic portable toilets combine many useful functions in the smallest of spaces: 360° pressurised flush, large flush water tank with level indicator, splash-free disposal system. All of this at a price that won't hurt your budget.



Holding tank systems

Stores toilet sewage until it can be discharged at the dockside or at sea (according to local regulations). Dometic offers a large range of tanks in various shapes and sizes.

We also offer all the components required and accessories to construct a complete system tailored to your needs.



Hygiene accessories

The new universal sanitation cleaner from Dometic is the first of its kind that doesn't "run away". Based on a powerful gel formulation, it adheres even to vertical surfaces. Dometic PowerCare and GreenCare sanitation tabs are added to the waste holding tank in their soluble film wrapper. Benefit: hands and surrounding areas stay clean. Plus, tabs are far lighter than a bottle and take up minimal space.



DOMETIC MASTERFLUSH TOILETS WITH 360° ORBIT BASE TECHNOLOGY

The space-saving toilet is ideal for retrofitting. Its small footprint fits the plumbing points of most commonly used boat toilets and best of all, the 360° ORBIT installation feature means the base can be fixed to any angle to the bowl to avoid walls or adapt to diverse bathroom layouts. Another asset is the highly effective macerator system, its 10-blade stainless steel cutting wheel pulverizes waste for optimum effluent flow.



MY BENEFITS

- Homelike comfort and hygiene
- 360° omnidirectional rotating base
- Residential-size seat, a deeply sloped bowl, and an aesthetically appealing round front
- Small footprint fits the plumbing points of most commonly used boat toilets
- NEW: MF 7165 model with external seawater pump for quiet operation



NEW! EXTRA QUIET MODELS WITH EXTERNAL (OR REMOTE) SEAWATER PUMP

The Dometic MasterFlush range now includes two new models with an external (remote) seawater pump (MF 7165 and MF 8165, p. 34/35). This clever installation solution provides extra quiet operation and even more comfort in the smallest room on board.

Extra quiet raw water flush



MY BENEFITS

- External seawater pump for quiet operation
- Powerful pump performance allows remote placement away from the head
- Strong flow and inlet water strainer for robust, bowl-clearing flush every time
- **NEW: MF 7165** with external pump PLUS benefits of space-saving ORBIT feature and large, deep bowl
- **NEW: MF 8165** model with external pump in low-profile style with various flush options and designed for easy installation

7.04 // MasterFlush 7000 series

Macerator Toilets

	MF 7160	MF 7120	MF 7165	MF 7260 / MF 7220
Ref. No.	9108833973 (12 V DC) 9108833974 (24 V DC)	9108833970 (12 V DC) 9108833972 (24 V DC)	9108887101 (12 V DC)	9108834285 (Sea water) 9108834283 (Fresh water)
Voltage	12 V DC or 24 V DC	12 V DC or 24 V DC	12 V DC	12 V DC
Current consumption	20 A / 12 V DC; 10 A / 24 V DC	20 A / 12 V DC; 10 A / 24 V DC	20 A	20 A
Dimensions (WxHxD, mm)	381 x 375 x 483	381 x 375 x 483	381 x 375 x 483	337 x 368 x 476
Weight (kg)	15.9	15.9	15.9	15.9
Quality features	360° omnidirectional rotating base, efficient stainless steel macerator, integrated electric water valve, external pump (MF 7165)			
Accessories	Triple switch, DFST for all freshwater models			
	–	9108559126		9108559126

Quiet
flush

DOMETIC MASTERFLUSH TOILETS

WITH 360° ORBIT BASE TECHNOLOGY



- | | |
|--|---|
| <p>1 Full, flat back ledge hides all plumbing when viewed from above</p> <p>2 Residential-size round-front enameled wood seat</p> <p>3 Aesthetic seat-to-bowl matching contour</p> <p>4 Deeply sloped bowl enhances user hygiene</p> | <p>5 360° omnidirectional rotating base</p> <p>6 Integrated electric water valve</p> <p>7 Macerator pump and enclosure</p> <p>8 Water supply line to bowl and check valve</p> |
|--|---|

7.04 // MasterFlush 8100 series

Macerator Toilets

	MF 8112 / MF 8116	MF 8152 / MF 8156	MF 8165
Ref. No.	9108553021 (12 V DC) 9108553022 (24 V DC)	9108553023 (12 V DC) 9108553024 (24 V DC)	9108887102 (12 V DC)
Voltage	12 V DC or 24 V DC	12 V DC or 24 V DC	12 V DC
Current consumption	20 A / 12 V DC; 15 A / 24 V DC	20 A / 12 V DC; 15 A / 24 V DC	20 A
Dimensions (WxHxD, mm)	375 x 381 x 467	375 x 467 x 467	375 x 381 x 467
Weight (kg)	20.5	26.5	20.5
Quality features	High-quality ceramic bowl, efficient stainless steel macerator, quiet operation, low energy consumption, easy installation, external pump (MF 8165)		

7.04 // MasterFlush MF 8900 series

Macerator Toilets

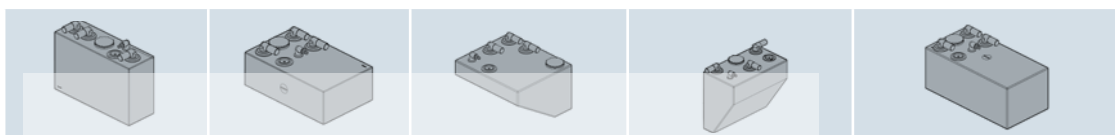
	8979	8989	8939	8949
Ref. No.	9108553155*	9108684198*	9108553050*	9108684175*
Voltage	12 V DC	12 V DC	12 V DC	12 V DC
Current consumption	20 A	20 A	20 A	20 A
Material	Vitreous ceramic			
Dimensions (WxHxD, mm)	375 x 460 x 473	375 x 460 x 473	375 x 375 x 464	375 x 375 x 464
Weight (kg)	25.4	25.4	22.2	22.2
Quality features	Soft-close seat	With integrated bidet function, soft-close seat	Soft-close seat	With integrated bidet function, soft-close seat
Accessories				
Dometic Flush Switch Panel	9108782202	9108782202	9108782202	9108782202
	*delivery time 6 weeks			

7.04 // Holding tanks

Holding tanks




	DHT42L	DHT61L	DHT88L	DHT110L	DHT137L
Ref. No.	9107100001	9107100002	9107100003	9107100004	9107100005
Gross capacity (l)	42	61	88	110	137
Dimensions (W x H x D, mm)	460 x 347 x 350	660 x 348 x 350	800 x 388 x 400	1200 x 348 x 350	1200 x 388 x 400
Quality features	Leak-proof, odour-free design in highly durable polyethylene (6.3 mm wall thickness), pre-cut holes, pre-installed and tested fittings that can rotate, two separate outlets for dockside and overboard discharge, vacuum relief valve prevents damage from high-capacity dockside vacuum pumps				



	12 HTS-VRT	12 HTS-HRZ	15 HTS-HRZ	15 HTS-VRT	20 HTS-HRZ
Ref. No.	9108555499	9108555498	9108555500	9108555501	9108555502
Gross capacity (l)	42	45	57	57	68
Dimensions (W x H x D, mm)	210 x 451 x 622	387 x 273 x 622	483 x 381 x 559	318 x 546 x 559	362 x 356 x 718
Quality features	Leak-proof, odour-free design in highly durable polyethylene (6.3 mm wall thickness), pre-cut holes, pre-installed and tested fittings that can rotate, two separate outlets for dockside and overboard discharge, vacuum relief valve prevents damage from high-capacity dockside vacuum pumps				

7.04 // Accessories

Accessories for holding tanks



	Dometic Vent Filter	Vent Filter replacement cartridge
Ref. No.	9108849515	9108849876

Quality features	Absorbs holding tank vent odours. Keeps air clean and pleasant Most effective odour control – absorbs tank odours for an entire boating season, installs easily between holding tank and through-hull vent, easily replaceable every season	
-------------------------	--	--



	TankSaver®	90° Swivel Kit	DTK diptube kit
Ref. No.	9108554455	9108836232	9108558205

Quality features	Holding tank safety valve Material: Rubber, PE, dimensions: Ø 76 mm, 1½" vent	90° Swivel Kit, 25 or 38 mm connection Useful if you have to turn the waste outlet by 90°	Removes waste through top of tank Prevents clogging; reduces tank effluent, fits tanks up to 762 mm in height, easy to install
-------------------------	--	--	---

Accessories	90° elbow	-	9108558704
--------------------	-----------	---	------------



7.13 // Sanitation Hoses

Sanitation Hoses




	MaxFlex 38	MaxFlex 25	MaxFlex 19	MaxFlex 16	OdorSafe Plus 38
Ref. No.	9107100016 (15 m) 9107100033 (50 m)	9107100017 (15 m) 9107100034 (50 m)	9107100018 (15 m) 9107100035 (50 m)	9107100019 (15 m) 9107100036 (50 m)	9107100015
Material	Flexible polyvinyl chloride				
Colour	White				
Operating pressure (bar)	4	6	8	8	6
Diameter (Ø, mm) inner / outer	39 / 47	26 / 32	20 / 24	17 / 22	38 / 47
Wall thickness (mm)	4.1	2.9	2.3	2.6	4.1
Inside bend radius (mm)	152	102	78	65	190.5
Hose length (m)	15 or 50				15
Weight (g/m)	700	340	200	190	710
Working temperature (°C)	-17 to +65				

Quality features


Very flexible hose, easy installation, suitable for multiple sanitation uses (38 mm best for toilet, pump and tank connections; 25 mm commonly used on some electric marine toilets; 19 mm and 16 mm commonly used on vent systems). Not suitable for drinking water.

Excellent odour barrier, up to 500% more effective than other sanitation hoses, available in Ø 38 mm for sewage systems, PVC anti-crash spiral, no friction and no risk of clogging thanks to smooth inside surface

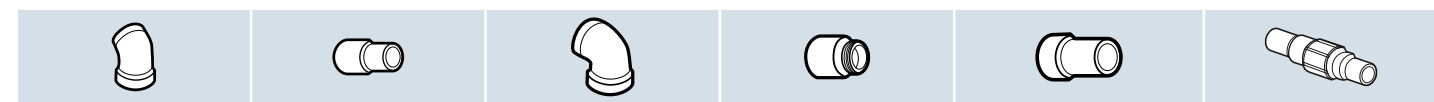


7.04 // Hose Fittings and Check Valve

For use with OdorSafe® Plus (38 mm) ID hose. Kits include Custom Hose Adapters.



Hose Mender Kit	90° Bend Kit	Hose Adapter Kit	Double Bend Kit	Wye Kit	Tee Kit
9107100020	9107100021	9108553352	9107100023	9107100024	9107100025
Connects 38 mm hose ends together, includes two adapters	Provides smooth sweep corner to eliminate kink, includes two adapters	Connects 38 mm hose to 38 mm FPT fitting, includes one adapter	Connects intersecting hose ends together per indicated flow, includes three adapters	Connects intersecting hose ends together per indicated flow, includes three adapters	Connects intersecting hose ends together per indicated flow, includes three adapters



PVC 45° Street Ell	Reducing Adapter	PVC 90° Street Ell	PVC Adapter	Custom Hose Adapter	Check Valve
9108731117	9108731118	9108731123	9108731124	9108559169	9108709375
Adapts to all (38 mm) fittings shown here	Connects 38 mm hose to 25 mm hose, includes one adapter	For tight corners, can be used with other PVC fittings shown here	Connects 38 mm hose with Custom Hose Adapter or rigid PVC pipe to 38 mm fitting	Can be used with all 38 mm PVC fittings with socket connection, lubricated hose or cuff slides on easily	For light-duty applications

Sanitation solutions

7.04 // Accessories







Accessories
for holding tanks

		
	Dometic DTM01P	Dometic DTM01C
Ref. No.	9108688891	9107100009
	Tank monitor Single-level unit with one float switch and red warning light	Tank monitor Single-level unit with one float switch and red warning light
Consumption	16 mA	16 mA
Quality features	Easy installation on Dometic holding tanks, activates red warning light when holding tank is approx. ¾ full	Simple and cost-effective solution, activates red warning light when holding tank is about ¾ full, easy installation; probe cap installs in Dometic tank inspection port
		
	Dometic DTM04	Dometic DTD01-12 / DTD01-24
Ref. No.	9108554495 (with ventilation) 9108554496 (without ventilation)	9107100011 (12 V DC) 9107100012 (24 V DC)
	Tank monitor Four-level unit with three float switches and four-colour LED indicator	Tank discharge management For use in combination with DTM04 tank monitor
Consumption	12 volts DC: 8 mA / 24 volts DC: 4 mA	16 mA
Quality features	Continuous tank monitoring with four-level indication, easy installation; probe cap installs in Dometic tank inspection port, adjustment of float switch to required length possible	Easy and safe holding tank discharge, manual discharge in unrestricted waters, no accidental discharge in restricted waters, simplifies plumbing by eliminating Y-valves

Discharge pump /
Pressurised
water pumps


7.04 // Dometic DTW

7.13 // Dometic PowerPump

						
	DTW12 / DTW24	PP 127	PP 1210	PP 2410	PP 1217	PP 2417
Ref. No.	9107100006 (12 V) 9107100007 (24 V)	9107100051	9107100052	9107100053	9107100054	9107100055
Flow rate	1130 l/h	7 l/min	10 l/min	10 l/min	17 l/min	17 l/min
Material	PP			Metal / PP		
Voltage	12 or 24 volts DC	12 V DC	12 V DC	24 V DC	12 V DC	24 V DC
Consumption	6 A / 3 A	-	-	-	-	-
Required circuit protection	10 A / 5 A breaker / fuse	-	-	-	-	-
Colour	-			Orange / black / white		
Dimensions (WxHxD, mm)	349 x 197 x 170			210 x 98.5 x 87.5		
Hose connection	38 mm ID sanitation hose	-	-	-	-	-
Cut-off pressure	-	1.4 bar / 2.2 Ah	2.1 bar / 3.0 Ah	2.1 bar / 1.5 Ah	2.8 bar / 6.0 Ah	2.8 bar / 3.0 Ah
Weight (kg)	3.5	-	-	-	-	-
Test marks	ISO 8846, EMC Directive 2004/108/EC	-	-	-	-	-
Scope of delivery	Waste discharge pump, 1" reduction, instruction manual			Pump, strainer with 1/2" hose connector, 1/2" straight hose connector, 1/2" 90° elbow hose connector, 1/2" straight thread		
Quality features	Quiet operation, long-lasting bellows design, dry self-priming			High-performance pump, four-chamber diaphragm design – maintenance free, self-priming, runs dry without damage, fast and easy installation of strainer and fittings, low-noise operation, low energy consumption		

7.01 // Portable Toilets

Portable Toilets



	Dometic 972	Dometic 976
Ref. No.	9108557678 (white/beige) 9108557679 (white/grey)	9108557680 (white/beige) 9108557681 (white/grey)
Tank capacity (l)		
Flush water	8.7	8.7
Waste tank	9.8	18.9
Dimensions (WxHxD, mm)	333 x 317 x 387	333 x 387 x 387
Weight (kg)	5.4	5.9
Accessories		
Additional tank	9107100030	9107100031
Discharge kit	9107100028	9107100029
Fixing kit	9108559158	9108559158

Hygiene accessories

7.03 // PowerCare Tabs

7.03 // Sanitation cleaner

7.03 // Toilet paper



	PowerCare Tabs	GreenCare Tabs	Sanitation & toilet bowl power gel cleaner	ComfortCare
Ref. No.	9107200100	9107200117	9103501304	9107200081
Description	Highly-effective additive for the waste holding tank. Breaks down waste into liquid and prevents unpleasant odours.	Highly effective environmentally friendly tab for the waste holding tank. Breaks down waste into liquid and prevents unpleasant odours.	Highly effective universal gel cleaner	Special, fast-soluble toilet paper for the comforts of home
Quality features	No spills, pre-measured dosage, tabs in soluble films, lightweight, for all portable toilets, easy storage	New environmentally friendly version, no spills, pre-measured dosage, tabs in soluble films, lightweight, for all portable toilets, easy storage	Power gel with good adhesive effect, highly effective, economical to use, for toilets, sinks, showers, etc., bio-degradable	Quickly-soluble to prevent blockages, 2-ply, extra-soft, facilitates waste holding tank discharging
Content	16 tabs per tub	16 tabs per tub	500 ml	4 rolls



DANGER – Causes serious eye damage.
Very toxic to aquatic life with long lasting effects.



WARNING – Causes serious eye irritation.



DOMETIC CLIMATE SYSTEMS

THE ESSENCE AT A GLANCE

Whether you have a small leisure boat or a super yacht with multiple cabins, Dometic can always provide a tailor-made air conditioning solution that's a perfect fit for you and your travel habits.

Here is the essence of our retrofit programme: a rooftop A/C system for large vessels and houseboats; useful accessories for installation, energy management and clean air on board; and – not forgetting – our well proven complete kits for self-installation.

Rooftop A/C system for heavy-duty applications

Dometic DuraSea

An extremely robust design, lightweight and a cooling capacity of up to 12,000 BTU/h: Dometic's DuraSea Rooftop Air Conditioner is the ideal climate solution for supply vessels, patrol boats and houseboats.

- Corrosion-resistant components
- Vibration-free operation
- Ready for rooftop/decktop mounting

Rooftop A/C // Ref. No. 9105305765

Air distribution kit (required part) // Ref. No. 9108798428

Easy to install
– no ducting,
no plumbing
required



Real-wood ventilation grilles

For Dometic MCS climate systems

Contact your local Dometic Dealer for available wooden grill models.




Soft starter

Dometic SmartStart™

Reduces A/C compressor current draw during start-up

230 V, 50/60 Hz for climate systems with 12,000– 30,000 BTU/h
Ref. No. 9108850494

230 V, 50/60 Hz for climate systems with 30,000– 60,000 BTU/h
Ref. No. 9108850495




In-duct air purifier

Dometic Breathe Easy™

Eliminates unpleasant odours

ø 102 mm // Ref. No. 9108682881

ø 152 mm // Ref. No. 9108681937



Centrifugal seawater pumps

Provide seawater circulation in marine A/C systems

PML250C, 230 V // Ref. No. 9108549752

PML500CK, 230 V // Ref. No. 9108549753

PMA1000C, 230 V // Ref. No. 9108549776



Air distribution kit

This additional kit for the Dometic MCS 12 and MCS 16 can be used to cool or heat two cabins simultaneously.

Ref. No. 9108549923






SELF-CONTAINED SYSTEM FOR SELF-INSTALLATION

Dometic MCS Marine Climate Systems were designed for fast and easy retrofitting. All components and mounting materials are included in the scope of delivery. Three available capacities which are using a new, modern refrigerant which enables the systems to work even more effectively and supply air-conditioned comfort to cabins of different sizes or design. To air-condition an additional cabin, purchase the optional air distribution kit (MCS 12/16 only). Another advantage of the super-compact MCS climate systems: thanks to efficient heat pump technology, they can also be used as heating systems at water temperatures > 6°C.

- 1 Supply-air and return-air grilles
- 2 Seawater hose
- 3 A/C unit
- 4 Seawater pump
- 5 Electrical box and control panel
- 6 Air duct
- 7 Through-hull fittings, fixing material, fittings, valves



2.12	MCS 6	MCS 12	MCS 16
Ref. No.	9108782885	9108782884	9108782886
Cooling / heating capacity	6000 BTU/h / 1750 Watt	12000 BTU/h / 3500 Watt	16000 BTU/h / 4700 Watt
Consumption (at 230 V) in cooling/heating mode	621 watts / 851 watts	759 watts / 989 watts	1035 watts/1357 watts
Current consumption in cooling/heating mode	2.7 A/3.7 A	3.3 A/4.3 A	4.5 A/5.8 A
Required circuit protection (harbour)	min. 6 A, max. 10 A, delay fuse	min. 8 A, max. 10 A, delay fuse	min. 11 A, max. 15 A, delay fuse
Starting current	up to 11 A	up to 22 A	up to 32 A
Number of blower speeds	6/automatic	6/automatic	6/automatic
Temperature range (preset)	18°C to 30°C	18°C to 30°C	18°C to 30°C
Thermostat temperature control	yes	yes	yes
Refrigerant	R410a	R410a	R410a
Dimensions (W x H x D) A/C unit	407 x 286 x 229 mm	508 x 337 x 245 mm	508 x 343 x 286 mm
Electronic control	165 x 222 x 67 mm	165 x 222 x 67 mm	165 x 222 x 67 mm
Weight	18 kg	26 kg	28 kg
Quality features	Complete set including seawater components, air duct and installation fittings, space-saving self-contained air conditioner, high-quality, corrosion-resistant materials		

Scope of delivery: A/C unit, electrical box and control panel, seawater pump, seawater strainer, air ducts, supply-air and return-air grilles, seawater hose, through-hull fittings, fixing material, fittings, valves

MY BENEFITS

- Combines cooling, dehumidification and heating in one powerful system
- Ultra-compact, space-saving components
- Complete package with all required installation materials
- 3 models with cooling capacities of 6000, 12000 and 16000 Btu/h
- User-friendly operator panel for control of all functions
- Easy to clean, integrated air filter
- High quality return-air and supply-air grilles




FANCY MORE ...? REQUEST OUR CATALOGUES!

2016



Cruisair Product Guide

Includes specification sheets for the entire line of Cruisair self-contained, split, and tempered water air conditioning systems, plus ship-wide ventilation systems, watermakers and ice makers.



Marine Air Product Guide

Includes specification sheets for the entire line of Marine Air self-contained, split, and chilled water air conditioning systems, plus ship-wide ventilation systems, watermakers and ice makers.



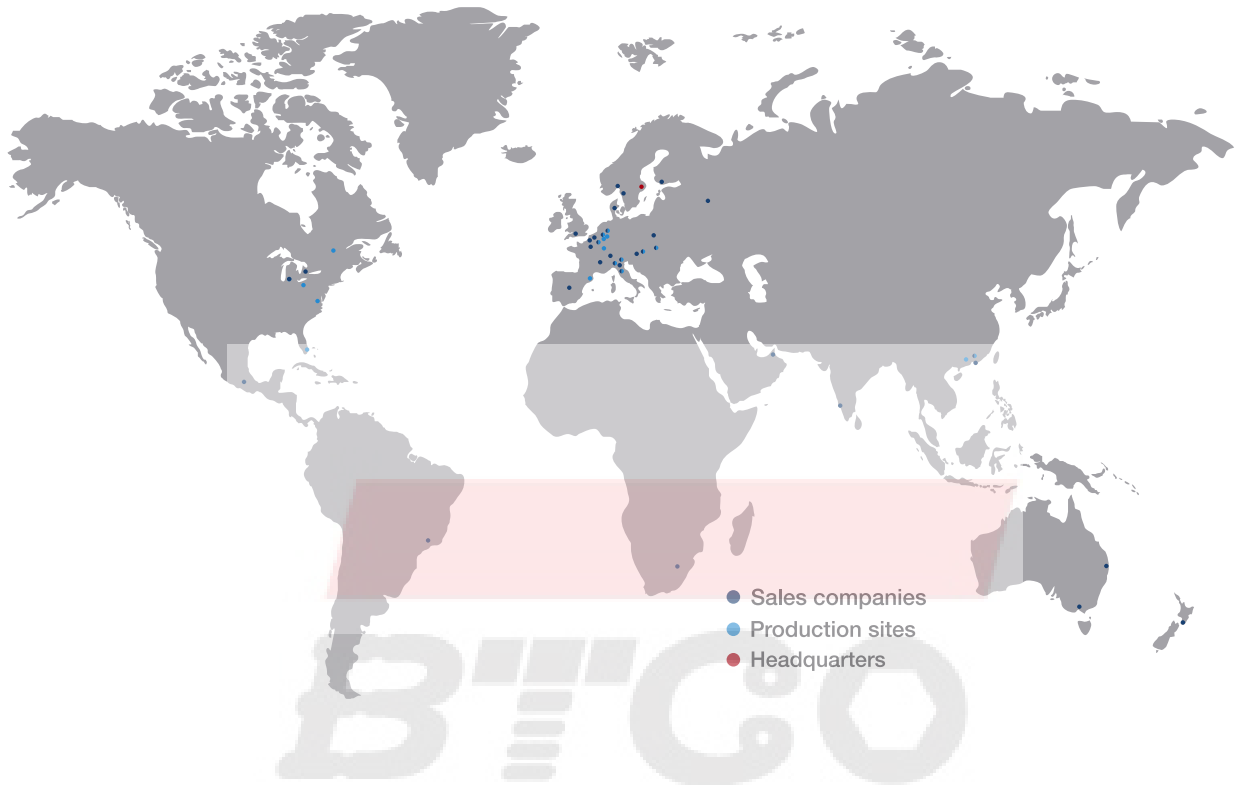
My Freedom

The comprehensive specialist catalogue for camping and leisure. A comprehensive range of products – mobile refrigeration, air conditioning, electronics, reversing video systems, vehicle accessories, windows, awnings, kitchen and sanitation equipment.



On the Road again

Safety and comfort accessories for cars, trucks and vans. From parking aids to reversing video systems and battery care products. Plus a wide choice of portable coolers for work and leisure time.



- Sales companies
- Production sites
- Headquarters



Dometic provides branded solutions for mobile living in the areas of Climate, Hygiene & Sanitation and Food & Beverage. We manufacture and sell a diverse range of products within these areas for use in recreational vehicles, marine applications, commercial and passenger vehicles. Dometic sells products in over 100 countries. The majority of our products are manufactured at our own production facilities in Asia Pacific, Europe and the U.S.

We develop and offer products and solutions that meet people's essential needs when living mobile; having the right temperature, cooking, keeping food fresh and taking care of personal hygiene. If these needs are not met, it could ruin the whole experience. We offer delivery from manufacturing plants close to our customers and a global distribution and support network to take care of after-sales and service.